

2016 BARNESVILLE



TROJAN FOOTBALL



Season Record 11-1

Midwest District- White & Section 8AA Champions

Semi-Finalist AA State Tourney

Name: Brett Allmaras

Parents: Darin and Staci Allmaras and Kristen Allmaras

Positions played: Offensive Tackle and Defensive End

of years lettered: 3

Favorite Football Memory: Playing in US Bank Stadium

Person I admire the most and why: My dad because he has taught me a lot

Favorite quote: We change one little thing and you all act like a bunch of babies - Phil Trowbridge


Something I have taken from being a part of the BHS football team: Hard work pays off!

What will you miss next year: Being part of a TEAM

HONORS:

Defensive Career Stats:

| Solo Tackles +3 | Assisted Tackles +1 | Tackle for Loss +2 | Tipped Pass +1 | Fumble Caused +4 | Fumble Recovery +3 | INT +5 | Sack +4 | Blocked Kick +5 | Tackle on Kick +3 | Total Points |
|--------------------|------------------------|-----------------------|-------------------|---------------------|-----------------------|-----------|------------|--------------------|----------------------|--------------|
| | 2 | | | | | | | | 5 | 17 |



Name: Bradey Berg

Parents: Tom and Jennifer Berg

Positions played: Defensive Tackle

of years lettered: 3

Favorite Football Memory: Having the chance to play at US Bank Stadium

Person I admire the most and why: My parents because they are always there to support me and cheer me on

Favorite quote: How do we jump on one - P. Trowbridge

Something I have taken from being a part of the BHS football team: Hard work pays off

What will you miss next year: just being a part of the football team

HONORS: 2015 All Section 8AA, 2016 Honorable Mention All District, 2016 Co-Most Valuable Defensive Line

Defensive Career Stats:

| Solo Tackles +3 | Assisted Tackles +1 | Tackle for Loss +2 | Tipped Pass +1 | Fumble Caused +4 | Fumble Recovery +3 | INT +5 | Sack +4 | Blocked Kick +5 | Tackle on Kick +3 | Total Points |
|--------------------|------------------------|-----------------------|-------------------|---------------------|-----------------------|-----------|------------|--------------------|----------------------|--------------|
| 25 | 138 | 23 | | | 1 | | 6 | | 4 | 298 |

Offensive Career Stats:



Name: Austyn Boyum

Parents: Kjersen and Andy Frechette and Andy and Erin Boyum

Positions played: Defensive End and Tight End

of years lettered: 3

Favorite Football Memory: Beating DGF and destroying Breck

Person I admire the most and why: The person I admire most is actually more than one person. Those people are my parents and Bryan Strand. They are always pushing me to be my best and to do great things with my life in high school and whatever I do afterwards as well as keep me in line and yell at me once in a while when I have it coming.

Favorite quote: "They are going to come out and hit us so we are going to hit them back" - Kieran

Something I have taken from being a part of the BHS football team: Kieran gives great speeches

What will you miss next year: The football family

HONORS:

Defensive Career Stats:

| Solo Tackles +3 | Assisted Tackles +1 | Tackle for Loss +2 | Tipped Pass +1 | Fumble Caused +4 | Fumble Recovery +3 | INT +5 | Sack +4 | Blocked Kick +5 | Tackle on Kick +3 | Total Points |
|--------------------|------------------------|-----------------------|-------------------|---------------------|-----------------------|-----------|------------|--------------------|----------------------|--------------|
| | | | | | | | | | | |

Offensive Career Stats: 1 Reception for 50 yards and 1 Touchdown - scoring 6 career points



Name: Chandler Burnside

Parents: Jeremy and Malissa Burnside

Positions played: OL/DL

of years lettered: 3

Favorite Football Memory: Beating every team in our section and playing in US Bank Stadium

Person I admire the most and why: My dad, because he pushed me to become a better player and person

Favorite quote: Do not take life too seriously, you will never get out of it alive. Elbert Hubbard

Something I have taken from being a part of the BHS football team: If we come together as a family, we can achieve many things

What will you miss next year: playing and practicing with my friends that I've played with my whole life

HONORS: 2016 Co-Most Valuable Defensive Lineman

Defensive Career Stats:

| Solo Tackles +3 | Assisted Tackles +1 | Tackle for Loss +2 | Tipped Pass +1 | Fumble Caused +4 | Fumble Recovery +3 | INT +5 | Sack +4 | Blocked Kick +5 | Tackle on Kick +3 | Total Points |
|--------------------|------------------------|-----------------------|-------------------|---------------------|-----------------------|-----------|------------|--------------------|----------------------|--------------|
| 7 | 45 | 10 | 1 | 1 | | | 1 | | | 107 |



Name: DJ Gardner

Parents: Dean Gardner and Teresa Ingebretsen

Positions played: Defensive End and Tight End

of years lettered: 2

Favorite Football Memory: Being in the New U.S. Bank Stadium

Person I admire the most and why: Both of my parents for how hard each of them work in life

Favorite quote: "The more difficult the victory, the greater the happiness in winning." -Pelé

Something I have taken from being a part of the BHS football team: Work hard and you'll go places

What will you miss next year: The post-win atmosphere

HONORS:

Defensive Career Stats:

| Solo Tackles +3 | Assisted Tackles +1 | Tackle for Loss +2 | Tipped Pass +1 | Fumble Caused +4 | Fumble Recovery +3 | INT +5 | Sack +4 | Blocked Kick +5 | Tackle on Kick +3 | Total Points |
|--------------------|------------------------|-----------------------|-------------------|---------------------|-----------------------|-----------|------------|--------------------|----------------------|--------------|
| 2 | 5 | 3 | | 1 | | | 1 | | 1 | 28 |



Name: Brandon Holte

Parents: Jon and Jan Holte

Positions played: Cornerback and Runningback

of years lettered: 3

Favorite Football Memory: Playing at US Bank Stadium

Person I admire the most and why: My parents,

Favorite quote: 2 yards - P. Trowbridge

Something I have taken from being a part of the BHS football team: You don't have to be related to be family

What will you miss next year: Being a part of the team

HONORS: 2016 Co-Most Valuable Teammate

Defensive Career Stats:

| Solo Tackles +3 | Assisted Tackles +1 | Tackle for Loss +2 | Tipped Pass +1 | Fumble Caused +4 | Fumble Recovery +3 | INT +5 | Sack +4 | Blocked Kick +5 | Tackle on Kick +3 | Total Points |
|--------------------|------------------------|-----------------------|-------------------|---------------------|-----------------------|-----------|------------|--------------------|----------------------|--------------|
| 4 | 11 | | 1 | | | | | | 9 | 51 |

Offensive Career Stats: 19 rushes for 79 yards, 1 rushing TD, 1 reception for 6 yards and one TD, 12 career points scored.



Name: Blake Ishaug

Parents: Bobby and Alex Ishaug

Positions played: Tight End and Wide Receiver

of years lettered: 3

Favorite Football Memory: Playing in US Bank Stadium

Person I admire the most and why: Dad, made me the man I am today

Favorite quote: 2 yards - P. Trowbridge

Something I have taken from being a part of the BHS football team: Hard work pays off


What will you miss next year: Being part of a team

HONORS:

Defensive Career Stats:

| Solo Tackles +3 | Assisted Tackles +1 | Tackle for Loss +2 | Tipped Pass +1 | Fumble Caused +4 | Fumble Recovery +3 | INT +5 | Sack +4 | Blocked Kick +5 | Tackle on Kick +3 | Total Points |
|--------------------|------------------------|-----------------------|-------------------|---------------------|-----------------------|-----------|------------|--------------------|----------------------|--------------|
| | 6 | | | | | | | | | 6 |

Offensive Career Stats: 4 receptions for 37 yards



Name: Owen Jerald

Parents: Heather and Scott Jerald

Positions played: Offensive Line/Defensive Tackle

of years lettered: 3

Favorite Football Memory: Beating DGF and Breck

Person I admire the most and why: Family because they motivate me everyday

Favorite quote: You can do anything if you put your mind to it

Something I have taken from being a part of the BHS football team: If you stay together, you can accomplish anything

What will you miss next year: Chillin with the squad

HONORS: 2014 Most Improved Player, 2016 All District, 2016 All Section 8AA, Co-Most Valuable Offensive Lineman, 2016 Best Teammate Award, 2016 Captain

Defensive Career Stats:

| Solo Tackles | Assisted Tackles | Tackle for Loss | Tipped Pass | Fumble Caused | Fumble Recovery | INT | Sack | Blocked Kick | Tackle on Kick | Total Points |
|--------------|------------------|-----------------|-------------|---------------|-----------------|-----|------|--------------|----------------|--------------|
| +3 | +1 | +2 | +1 | +4 | +3 | +5 | +4 | +5 | +3 | |
| 2 | 13 | | | | 1 | | | | | 22 |

Offensive Career Stats: 1 Rush for 1 yard, 1 extra point attempted - MISSED, 2 kickoffs for 80 yards 40 yard average.



Name: Connor John

Parents: Steve and Kristi

Positions played: FB/LB

of years lettered: 3

Favorite Football Memory: Beating DGF on homecoming and playing at US Bank Stadium

Person I admire the most and why: My dad, because he always pushes me to be the best

Favorite quote: We try to change on thing, and you all act like a bunch of cry babies!! -Trow

Something I have taken from being a part of the BHS football team: You can do anything if you play as a team

What will you miss next year: Being part of the Barnesville football family

HONORS: 2016 Captain, 2016 All District, 2016 All Section Team

Defensive Career Stats:

| Solo Tackles | Assisted Tackles | Tackle for Loss | Tipped Pass | Fumble Caused | Fumble Recovery | INT | Sack | Blocked Kick | Tackle on Kick | Total Points |
|--------------|------------------|-----------------|-------------|---------------|-----------------|-----|------|--------------|----------------|--------------|
| +3 | +1 | +2 | +1 | +4 | +3 | +5 | +4 | +5 | +3 | |
| 30 | 86 | 8 | | | | 2 | | | 7 | 223 |

Offensive Career Stats: Rushing - 149 carries for 1082 yards and 7 TD's, Receiving 8 catches for 194 yards 3 TD's, 2 - 2 point conversions scored, Career 64 points scored, 2 kickoff returns for 21 yards



Name: Kieran Johnson

Parents: Brandt and Jamie Johnson

Positions played: Guard, Defensive End, Linebacker, Fullback

of years lettered: 4

Favorite Football Memory: Beating DGF and winning our District

Person I admire the most and why: My parents and my brother, they always pushed me to do my best and play my hardest

Favorite quote: Today I will do what others won't so tomorrow I can accomplish what others can't - Jerry Rice

Something I have taken from being a part of the BHS football team: With hard work you can accomplish anything


What will you miss next year: I will miss my teammates and all the great memories made

HONORS: 2014 Rookie of the Year, 2015 All District and All Section Team, 2015 Most Valuable O-Line District Award, 2015 Most Valuable Team O-Line, 2016 All District and All Section Teams, 2016 District Most Valuable Player Award, 2016 Team Co-Most Valuable O-line, 2016 Team Most Valuable Defensive Player and Team MVP, 2016 Co-Most Valuable Defensive Back(LB)

Defensive Career Stats:

| Solo Tackles +3 | Assisted Tackles +1 | Tackle for Loss +2 | Tipped Pass +1 | Fumble Caused +4 | Fumble Recovery +3 | INT +5 | Sack +4 | Blocked Kick +5 | Tackle on Kick +3 | Total Points |
|--------------------|------------------------|-----------------------|-------------------|---------------------|-----------------------|-----------|------------|--------------------|----------------------|--------------|
| 52 | 127 | 46 | 2 | 3 | 3 | 1 | 16 | 1 | 3 | 482 |

Offensive Career Stats: 1 Carry for 13 yards, 1 Kickoff Return for 22 yards - 1 Safety, 2 career points scored



Name: Xavier Kadrmas

Parents: Josua Kadrmas and Erica Buresh

Positions played: Linebacker, Tight End and Offensive Guard

of years lettered: 3

Favorite Football Memory: Beating DGF by one point on homecoming

Person I admire the most and why: My dad for encouraging me to work hard

Favorite quote: "I'm going to snowshoe someone" - P. Trowbridge

Something I have taken from being a part of the BHS football team: The team is my second family

What will you miss next year: I'm going to miss our breakdowns after practice and games

HONORS:

Defensive Career Stats:

| Solo Tackles +3 | Assisted Tackles +1 | Tackle for Loss +2 | Tipped Pass +1 | Fumble Caused +4 | Fumble Recovery +3 | INT +5 | Sack +4 | Blocked Kick +5 | Tackle on Kick +3 | Total Points |
|--------------------|------------------------|-----------------------|-------------------|---------------------|-----------------------|-----------|------------|--------------------|----------------------|--------------|
| 7 | 16 | 2 | | | 1 | | 1 | | 2 | 54 |

Offensive Career Stats:



Name: Joey Roste

Parents: Jay and Lisa Roste

Positions played: TE, OLB

of years lettered: 4

Favorite Football Memory: Sending DGF home with a loss on our homecoming, going 11-0, getting to play at U.S. Bank Stadium

Person I admire the most and why: My parents for always supporting me

Favorite quote: Winning isn't everything... it's the only thing.

Something I have taken from being a part of the BHS football team: I've gotten even closer to my brothers.


What will you miss next year: Being able to kick the crap out of Breck

HONORS: 2016 Honorable Mention All District, 2016 All Section Team

Defensive Career Stats:

| Solo Tackles +3 | Assisted Tackles +1 | Tackle for Loss +2 | Tipped Pass +1 | Fumble Caused +4 | Fumble Recovery +3 | INT +5 | Sack +4 | Blocked Kick +5 | Tackle on Kick +3 | Total Points |
|--------------------|------------------------|-----------------------|-------------------|---------------------|-----------------------|-----------|------------|--------------------|----------------------|--------------|
| 34 | 98 | 8 | 6 | 2 | 2 | 2 | 2 | 0 | 6 | 277 |

Offensive Career Stats: Rushing 9 carries for 66 yards and 1 TD, Receiving 3 catches for 45 yards, 26 punts for 696 yards a 26.8 yard average, 2 kickoff returns for 32 yards, 6 Career points scored



Name: Cole Tharaldson

Parents: Jeff and Char Tharaldson

Positions played: RB/WR/PAT Holder

of years lettered: 2

Favorite Football Memory: Playing football at US Bank Stadium

Person I admire the most and why: My parents because they support me through everything that I do.

Favorite quote: It's not how big you are, its how big you play. - Unknown

Something I have taken from being a part of the BHS football team: You don't have to be related to be family

What will you miss next year: Celebrating with the team after a win!

HONORS: 2016 Honorable Mention All District

Defensive Career Stats:

| Solo Tackles +3 | Assisted Tackles +1 | Tackle for Loss +2 | Tipped Pass +1 | Fumble Caused +4 | Fumble Recovery +3 | INT +5 | Sack +4 | Blocked Kick +5 | Tackle on Kick +3 | Total Points |
|--------------------|------------------------|-----------------------|-------------------|---------------------|-----------------------|-----------|------------|--------------------|----------------------|--------------|
| | | | | | | | | | 2 | 6 |

Offensive Career Stats: Rushing 55 carries for 347 yards and 4 TD's, Receiving 17 catches for 221 yards and 3 TD's, 4 - 2 point conversions scored, Career points scored 50.



Name: Andrew Wastweet

Parents: Terry and Carol Wastweet

Positions played: Tight End and Defensive Back

of years lettered: 3

Favorite Football Memory: Beating DGF on homecoming

Person I admire the most and why: Dad, he always told me trying was lying and to just do it

Favorite quote: The pain you feel today will be the strength you feel tomorrow - unknown

Something I have taken from being a part of the BHS football team: All your hard work will pay off someday


What will you miss next year: Friday night lights

HONORS: 2016 Most Improved Football Player

Defensive Career Stats:

| Solo Tackles +3 | Assisted Tackles +1 | Tackle for Loss +2 | Tipped Pass +1 | Fumble Caused +4 | Fumble Recovery +3 | INT +5 | Sack +4 | Blocked Kick +5 | Tackle on Kick +3 | Total Points |
|--------------------|------------------------|-----------------------|-------------------|---------------------|-----------------------|-----------|------------|--------------------|----------------------|--------------|
| 2 | 3 | | | | | | | | 2 | 15 |

Offensive Career Stats: 6 Receptions for 70 yards and 1 TD - Career points scored 6



2016 Barnesville Trojan Award Winners

Practice Player of the YearXavier Kadrmas

Trojan PrideKieran Johnson

Most Improved Football PlayerAndrew Wastweet

Rookie of the Year AwardHunter Zenzen

Most Valuable Offensive Lineman.....Kieran Johnson & Owen Jerald

Most Valuable Offensive BackBrady Tweeton

Most Valuable Defensive LinemanBradey Berg & Chandler Burnside

Most Valuable Defensive Back/LB.....Brady Martz & Kieran Johnson

Most Valuable Special TeamsDom Leu

Most Valuable TeammateOwen Jerald & Brandon Holte

Most Valuable Offensive PlayerBrady Tweeton

Most Valuable Defensive PlayerKieran Johnson

Most Valuable Player..... Kieran Johnson

9th Grade Ironman ChampionJackson Wahl

10th Grade Ironman Champion..... Chase Brenner

11th Grade Ironman Champion.....Brady Tweeton

12th Grade Ironman Champion.....Connor John

Overall Ironman Champion.....Brady Tweeton with 137 points

Midwest District - White All District

Kieran Johnson, Brady Tweeton, Owen Jerald, Jonny Kletsch, Connor John, Brady Martz

Honorable Mention All District

Bradey Berg, Joey Roste, Cole Tharaldson, Caleb Stetz

Midwest District Most Valuable Offensive Lineman

Kieran Johnson

Midwest District Most Valuable Offensive Back

Brady Tweeton

Midwest District Most Valuable Player

Kieran Johnson

All Section 8AA Team

Kieran Johnson, Owen Jerald, Connor John, Brady Tweeton, Brady Martz, Joey Roste

Midwest District All Academic Team - Overall GPA over 3.7

Connor John
Xavier Kadrmas
Cole Tharaldson
Nick Detloff
Brady Martz
Brady Tweeton
Caleb Stetz
Jackson Poepping
Brooks Martinson
Brandon Holte

Craig Olson Sports Athlete of the Week

Brady Tweeton - September 12, 2016

Brady Tweeton - November 21, 2016

Craig Olson Sports Team of the Week

September 19, 2016

2016 Midwest White Sub-District

All Sub-District

Honorable Mention

Barnesville

1. Owen Jerald (SR.)
2. Connor John (SR.)
3. Kieran Johnson (SR.)
4. Jonny Kletsch (JR.)
5. Brady Martz (JR.)
6. Brady Tweeton (JR.)

1. Bradey Berg (SR.)
2. Joey Roste (SR.)
3. Caleb Stetz (JR.)
4. Cole Tharaldson (SR.)

Dilworth-Glyndon-Felton

1. Ben Beyer (SR.)
2. Hunter Macziewski (JR.)
3. Andy Oberg (JR.)
4. Ryan Poehls (SR.)
5. Garrett Scheel (SR.)

1. Bryce Anderson (SO.)
2. Ethan Edeen (SR.)
3. Devon Tollefson (SR.)

Breckenridge

1. Hunter Lee (JR.)
2. Stevin Lipp (SR.)
3. Dawson Petersen (JR.)
4. Carson Yaggie (SR.)

1. Andrew Etzler (SR.)
2. Tommy Hiedeman (JR.)

Hawley

1. Donnie Loegering (JR.)
2. Drew Thompson (SR.)
3. Sam Wamre (JR.)

1. Zach Ellingson (SR.)
2. Caleb Neset (SR.)
3. Brady Petermann (SR.)
4. Josh Wolbeck (SR.)

Warroad

1. Noah Harren (SR.)
2. Beau Wilmer (SR.)

1. Nick Streiff (SR.)
2. Tommy Vilayphone (SR.)

Crookston

1. Cade Salentine (JR.)
2. Chris Wavra (SR.)

1. Dane Anderson (SR.)
2. Jake Wagner (JR.)

Pelican Rapids

1. Jacob Gottenborg (JR.)

1. Matt Hanson (SR.)
2. Carson Haugrud (JR.)

2016 Midwest White Sub-District All-Academic Team

Barnesville

Nick Detloff

Brandon Holte

Connor John

Xavier Kadrmas

Brooks Martinson

Brady Martz

Jackson Poepping

Cole Tharaldson

Brady Tweeton

Caleb Stetz

Breckenridge

Carson Yaggie

Crookston

Joe Doda

Matt Garmen

Nick Garmen

Ben Halos

Blake Kawlewski

Jaden Lubarski

Chris Wavra

Quinn Westlake

DGE

Jacob Arends

Brandon Ciak

Ethan Edeen

Johnathan Heidberg

Nathan Leitner

Mathew Locklear

Andrew Oberg

Jake Rames

Garrett Scheel

Dylan Taves

Steven Taves

Timothy Trautmann

Hawley

Noah Glad

Grant Klevgaard

Gunnar Lawson

Chase Libak

Garner Moe

Pelican Rapids

Hayden Christenson

Colm Fitzsimmons

Jacob Gottenborg

Preston Hart

Carlan Haugrud

Gavin Haugrud

Eli Sytsma

Kaleb Tollefson

Warroad

Noah Harren

Nick Streif

2016 Midwest Whit Sub-District Position Player Awards

Sub-District Quarterback of the Year -Carson Yaggie - Breckenridge

Sub-District Offensive Back of the Year -Brady Tweeton - Barnesville

Sub-District Receiver of the Year -Stevin Lipp - Breckenridge

Sub-District Offensive Lineman of the Year -Kieran Johnson - Barnesville

Sub-District Linebacker of the Year -Ryan Poehls - DGF

Sub-District Defensive Back of the Year -Ben Beyer - DGF

Sub-District Defensive Lineman of the Year -Sam Wamre - Hawley

Sub-District Specialist of the Year -Drew Stalboerger - DGF

Sub-District Coach of the Year -Bryan Strand - Barnesville

Sub-District Player of the Year -Kieran Johnson - Barnesville

| 2016 Section 8AA All-Section Football Team | | | | | |
|--------------------------------------------|--------------------------|-------|-----------|-----|----------|
| Name | School | Grade | HT | Wt | Position |
| Kieran Johnson | Barnesville | | 12' 6" | 205 | G/LB |
| Owen Jerald | Barnesville | | 12' 5'11" | 260 | G |
| Joey Roste | Barnesville | | 12' 6'3" | 185 | TE/LB |
| Brady Tweeton | Barnesville | | 11' 6'1" | 160 | RB/DB |
| Brady Martz | Barnesville | | 11' 5'9" | 150 | RB/DB |
| Connor John | Barnesville | | 12' 6'0" | 170 | RB/LB |
| Drew Thompson | Hawley | | 12' 6'3" | 180 | QB/S |
| Caleb Neset | Hawley | | 12' 5'9" | 160 | W/LB |
| Donnie Loegering | Hawley | | 11' 6'0" | 175 | RB/LB |
| Sam Wamre | Hawley | | 11' 5'7" | 215 | C/DL |
| Tyler Todd | Hawley | | 11' 5'11" | 195 | RB/LB |
| Ty Rolfsen | Bagley | | 12' 5'11" | 165 | QB/DB |
| Ben Thoma | Bagley | | 12' 5'10" | 200 | RB/LB |
| Josh Dukek | Bagley | | 12' 6'0" | 205 | G/DE |
| Weston O'Beirne | Bagley | | 12' 6'1" | 165 | RB/DB |
| Colt Hansen | UNC | | 12' 6'1" | 230 | LB |
| Owen Anderson | UNC | | 11' 5'11" | 195 | LB |
| Cade Salentine | Crookston | | 11' 6'2" | 185 | RB/LB |
| Chris Wavra | Crookston | | 12' 5'10" | 170 | QB/S |
| Beau Wilmer | Warroad | | 12' 5'8" | 165 | QB/S |
| Nick Streiff | Warroad | | 12' 6'3" | 220 | OL/DL |
| Tommy Villayphone | Warroad | | 12' 5'10" | 180 | RB/DE |
| Noah Harren | Warroad | | 12' 5'11" | 190 | RB/LB |
| Rory Drewes | Frazee | | 12' 5'11" | 199 | RB/LB |
| Logan Wacker | Frazee | | 11' 6'2" | 190 | QB/DB |
| 2016 Coach of the Year | Bryan Strand—Barnesville | | | | |

| | Height | Weight | Bench Press 2pts each 5lbs over wgt | Pull ups 1 pt Each | 30 Sec Dummy Jumps 1 pt Each | 40 yd Dash | 400 | Total | |
|----------------------|--------|--------|----------------------------------------------|-----------------------|---------------------------------------|---------------|-----|-------|---------|
| Tweeton, Brady | 6'0 | 160 | 205 | 20 | 69 | 4.73 | 58 | 137 | 1st -11 |
| Brenner, Chase | 5'6 | 125 | 145 | 18 | 59 | 4.9 | 68 | 117 | 1st -10 |
| John, Connor | 6'1 | 170 | 230 | 13 | 57 | 5.01 | 65 | 117 | 1st 12 |
| Martz, Brady | 5'10 | 150 | 190 | 15 | 61 | 4.99 | 70 | 115 | |
| Roste, Joey | 6'4 | 180 | 245 | 12 | 49 | 5.19 | 59 | 111 | |
| Mark, Robert | 5'7 | 135 | 160 | 19 | 58 | 5.01 | 72 | 108 | |
| Holte, Brandon | 5'8 | 160 | 210 | 12 | 52 | 5.03 | 68 | 107 | |
| Johnson, Kieran | 6'1 | 205 | 255 | 23 | 51 | 5.29 | 80 | 107 | |
| Tharaldson, Cole | 5'8 | 125 | 155 | 16 | 59 | 4.9 | 72 | 107 | |
| Jension, Alex | 5'9 | 190 | 235 | 6 | 56 | 5.03 | 67 | 104 | |
| Allmaras, Brett | 6'3 | 190 | 245 | 9 | 47 | 4.96 | 68 | 100 | |
| Stetz, Caleb | 5'11 | 140 | 155 | 11 | 58 | 5.19 | 71 | 95 | |
| Kletsch, Jonny | 6'0 | 195 | 255 | 10 | 50 | 5.41 | 84 | 94 | |
| Bredman, Matthew | 6'0 | 140 | 140 | 15 | 52 | 4.98 | 62 | 92 | |
| Hinsz, Kellen | 6'0 | 155 | 150 | 11 | 58 | 4.99 | 69 | 88 | |
| Ishaug, Blake | 6'2 | 160 | 190 | 12 | 45 | 5.15 | 73 | 86 | |
| Wastweet, Andrew | 6'3 | 190 | 200 | 8 | 51 | 5.0 | 65 | 86 | |
| Wahl, Jackson | 5'8 | 145 | 130 | 13 | 50 | 5.11 | 71 | 82 | 1st - 9 |
| Jerald, Owen | 6'0 | 255 | 325 | 5 | 42 | 5.53 | 95 | 82 | |
| Kadrmass, Xavier | 5'10 | 180 | 205 | 8 | 48 | 5.11 | 77 | 81 | |
| Vandal, Noah | 5'10 | 160 | 135 | 10 | 51 | 5.36 | 68 | 79 | |
| Gardner, DJ | 6'2 | 170 | 150 | 5 | 51 | 5.07 | 66 | 78 | |
| Zenzen, Hunter | 6'2 | 180 | 185 | 7 | 51 | 5.43 | 64 | 77 | |
| Detloff, Nick | 6'0 | 180 | 165 | 4 | 50 | 4.82 | 69 | 77 | |
| Inniger, Grant | 6'2 | 160 | 160 | 8 | 50 | 5.44 | 66 | 76 | |
| Sherva, Hayden | 5'8 | 110 | 95 | 15 | 39 | 5.03 | 69 | 75 | |
| Plath, Jalen | 5'11 | 145 | 135 | 7 | 48 | 5.18 | 68 | 75 | |
| Schoenecker, Stanley | 6'0 | 155 | 135 | 8 | 41 | 5.07 | 65 | 72 | |
| Snobl, Preston | 6'3 | 170 | 145 | 7 | 39 | 4.83 | 62 | 72 | |
| Martinson, Brooks | 5'9 | 150 | 125 | 1 | 50 | 5.31 | 66 | 70 | |
| Dent, Gabe | 6'2 | 180 | 140 | 6 | 48 | 5.22 | 75 | 69 | |
| Boyum, Austyn | 6'1 | 180 | 210 | 9 | 33 | 5.12 | 79 | 68 | |
| Froslie, Ellis | 6'0 | 185 | 175 | 5 | 44 | 5.21 | 76 | 64 | |
| Burnside, Chandler | 6'0 | 215 | 185 | 3 | 53 | 5.52 | 88 | 63 | |
| Berg, Bradey | 6'0 | 250 | 235 | 6 | 46 | 5.4 | 85 | 60 | |
| Anderson, Hunter | 5'7 | 120 | 105 | 12 | 36 | 5.7 | 75 | 58 | |
| Abarr, Graham | 5'6 | 140 | 135 | 5 | 42 | 5.75 | 76 | 57 | |
| Poepping, Jackson | 5'11 | 180 | 170 | 4 | 43 | 5.84 | 73 | 57 | |
| Torfin, Blake | 5'10 | 115 | 80 | 4 | 34 | 5.55 | 77 | 49 | |
| Camperud, Gavin | 6'0 | 295 | 225 | 1 | 37 | 5.7 | 109 | 43 | |
| Samuelson, Matt | 5'11 | 200 | 155 | 0 | 28 | 5.54 | 79 | 38 | |
| Trowbridge, Jack | 6'2 | 255 | 230 | 0 | 34 | 5.83 | 95 | 38 | |
| Enstad, Leif | 5'10 | 140 | 105 | 3 | 24 | 5.75 | 84 | 32 | |
| Elliot, Tristan | 6'2 | 230 | 135 | 0 | 31 | 6.14 | 92 | 32 | |
| Poppel, Jared | 5'9 | 210 | 155 | 4 | 24 | 5.97 | 88 | 31 | |
| LeNoue, Jonah | 5'11 | 220 | 120 | 0 | 29 | 6.28 | 104 | 29 | |
| Mertis, Jacob | 5'2 | 100 | 65 | 4 | 21 | 6.01 | 85 | 27 | |
| Anderson, Blake | 5'5 | 160 | 55 | 0 | 21 | 6.77 | 109 | 21 | |
| Stage, Tyler | 6'5 | 295 | 160 | 0 | 21 | 6.77 | 114 | 21 | |
| Rick, Nolan | 5'7 | 185 | 90 | 0 | 20 | 6.68 | 90 | 20 | |
| Gray, Noah | | | | | | | | | |
| Kadrmass, Tanner | | | | | | | | | |
| Johnson, Ashton | | | | | | | | | |

| | | | | | | | | |
|--------------------------|---------------|---------------|--------------------------------------------------------|-------------------------------|-------------------------------------------------|-----------------------|------------|--------------|
| 2017 | | | | | | | | |
| Name | Height | Weight | Bench Press 2pts each 5lbs over wgt | Pull ups 1 pt Each | 30 Sec Dummy Jumps 1 pt Each | 40 yd Dash | 400 | Total |
| Allmaras, Brett, 2013 | 6'0 | 180 | 145 | 2 | 46 | 5.25 | 69 | 64 |
| 2014 | 6'3 | 168 | 190 | 14 | 43 | 5.34 | 67 | 82 |
| 2015 | 6'3 | 177 | 225 | 10 | 42 | 5.08 | 66 | 90 |
| 2016 | 6'3 | 190 | 245 | 9 | 47 | 4.96 | 68 | 100 |
| Berg, Brady, 2014 | | | | | | | | |
| 2015 | 6'0 | 255 | 215 | 2 | 50 | 5.35 | 81 | 61 |
| 2016 | 6'0 | 250 | 235 | 6 | 46 | 5.4 | 85 | 60 |
| Boyum, Austin, 2013 | 5'9 | 135 | 115 | 6 | 39 | 5.62 | 79 | 57 |
| 2014 | 6'1 | 156 | 155 | 7 | 37 | 5.58 | 69 | 57 |
| 2015 | 6'1 | 163 | 185 | 10 | 40 | 5.52 | 68 | 72 |
| 2016 | 6'1 | 180 | 210 | 9 | 33 | 5.12 | 79 | 68 |
| Burnside, Chandler, 2013 | 5'8 | 185 | 145 | 0 | 43 | 6.11 | 93 | 44 |
| 2014 | 5'11 | 189 | 155 | 1 | 38 | 6.03 | 92 | 41 |
| 2015 | 6'0 | 212 | 180 | 2 | 52 | 5.64 | 82 | 60 |
| 2016 | 6'0 | 215 | 185 | 3 | 53 | 5.52 | 88 | 63 |
| Garnder, DJ - 2015 | | | | | | | | |
| 2016 | 6'2 | 170 | 150 | 5 | 51 | 5.07 | 66 | 78 |
| Holte, Brandon, 2013 | 5'4 | 120 | 120 | 5 | 44 | 5.85 | 71 | 57 |
| 2014 | 5'6 | 135 | 155 | 7 | 46 | 5.43 | 66 | 78 |
| 2015 | 5'8 | 151 | 190 | 8 | 50 | 5.26 | 68 | 91 |
| 2016 | 5'8 | 160 | 210 | 12 | 52 | 5.03 | 68 | 107 |
| Ishaug, Blake, 2013 | 5'10 | 125 | 105 | 6 | 40 | 5.89 | 84 | 50 |
| 2014 | 6'1 | 147 | 140 | 8 | 45 | 6.08 | 86 | 53 |
| 2015 | 6'3 | 155 | 170 | 11 | 41 | 5.41 | 74 | 66 |
| 2016 | 6'2 | 160 | 190 | 12 | 45 | 5.15 | 73 | 86 |
| Jerald, Owen, 2013 | 5'9 | 215 | 190 | 0 | 31 | 5.83 | 90 | 35 |
| 2014 | 5'11 | 240 | 240 | 1 | 43 | 6 | 96 | 46 |
| 2015 | 5'11 | 263 | 295 | 1 | 45 | 5.7 | 93 | 63 |
| 2016 | 6'0 | 255 | 325 | 5 | 42 | 5.53 | 95 | 82 |
| John, Connor, 2013 | 5'4 | 115 | 115 | 5 | 52 | 5.87 | 78 | 61 |
| 2014 | 5'10 | 135 | 160 | 9 | 57 | 5.75 | 75 | 81 |
| 2015 | 6'0 | 157 | 195 | 11 | 60 | 5.1 | 65 | 108 |
| 2016 | 6'1 | 170 | 230 | 13 | 57 | 5.01 | 65 | 117 |
| Johnson, Kieran, 2013 | 5'10 | 165 | 165 | 12 | 49 | 5.46 | 75 | 69 |
| 2014 | 6'1 | 195 | 215 | 22 | 46 | 5.43 | 82 | 84 |
| 2015 | 6'1 | 205 | 245 | 12 | 50 | 5.52 | 73 | 87 |
| 2016 | 6'1 | 205 | 255 | 23 | 51 | 5.29 | 80 | 107 |
| Kadrmass, Xavier, 2013 | | | | | | | | |
| 2014 | | | | | | | | |
| 2015 | 5'10 | 171 | 175 | 10 | 53 | 5.2 | 67 | 83 |
| 2016 | 5'10 | 180 | 205 | 8 | 48 | 5.11 | 77 | 81 |
| Roste, Joey, 2013 | 6'1 | 140 | 140 | 7 | 37 | 5.27 | 60 | 69 |
| 2014 | 6'3 | 167 | 205 | 13 | 49 | 5.22 | 60 | 101 |
| 2015 | 6'4 | 175 | 230 | 15 | 0 | 0 | 0 | 37 |
| 2016 | 6'4 | 180 | 245 | 12 | 49 | 5.19 | 59 | 111 |
| Tharaldson, Cole, 2013 | 5'0 | 85 | 85 | 10 | 55 | 5.36 | 71 | 78 |
| 2015 | 5'7 | 116 | 145 | 14 | 51 | 5.01 | 71 | 94 |
| 2016 | 5'8 | 125 | 155 | 16 | 59 | 4.9 | 72 | 107 |
| Wastweet, Andrew, 2013 | 5'7 | 120 | 85 | 3 | 44 | 5.63 | 72 | 56 |
| 2014 | 6'0 | 139 | 125 | 10 | 43 | 5.4 | 68 | 68 |
| 2015 | 6'3 | 160 | 170 | 5 | 49 | 5.21 | 70 | 73 |
| 2016 | 6'3 | 190 | 200 | 8 | 51 | 5.0 | 65 | 86 |

| 2018 | | | | | | | | |
|----------------------|--------|--------|----------------------------------------------|-----------------------|---------------------------------------|---------------|-----|-------|
| Name | Height | Weight | Bench Press 2pts each 5lbs over wgt | Pull ups 1 pt Each | 30 Sec Dummy Jumps 1 pt Each | 40 yd Dash | 400 | Total |
| Aakre, Charlie | 5'10 | 133 | 125 | 12 | 42 | 5.5 | 74 | 61 |
| Bang, Logan | 5'5 | 128 | 105 | 2 | 40 | 5.81 | 87 | 46 |
| Bredman, Matthew | 5'8 | 116 | 100 | 10 | 45 | 5.4 | 67 | 71 |
| 2015 | 5'11 | 131 | 120 | 15 | 48 | 5.07 | 61 | 88 |
| 2016 | 6'0 | 140 | 140 | 15 | 52 | 4.98 | 62 | 92 |
| Camperude, Gavin | 5'11 | 258 | 190 | 0 | 42 | 5.84 | 118 | 46 |
| 2015 | 6'0 | 251 | 205 | 0 | 34 | 5.56 | 82 | 41 |
| 2016 | 6'0 | 295 | 225 | 1 | 37 | 5.7 | 109 | 43 |
| Elliot, Tristan | 6'0 | 195 | 105 | 0 | 25 | 6.65 | 104 | 25 |
| 2015 | 6'2 | 206 | 145 | 0 | 25 | 6.29 | 89 | 25 |
| 2016 | 6'2 | 230 | 135 | 0 | 31 | 6.14 | 92 | 32 |
| Froslie, Ellis | 6'0 | 159 | 150 | 10 | 48 | 5.31 | 70 | 72 |
| 2015 | 6'0 | 162 | 170 | 8 | 53 | 5.2 | 79 | 75 |
| 2016 | 6'0 | 185 | 175 | 5 | 44 | 5.21 | 76 | 64 |
| Jenson, Alex, 2013 | 5'7 | 145 | 115 | 11 | 56 | 5.17 | 75 | 78 |
| 2014 | 5'9 | 156 | 170 | 14 | 58 | 5.19 | 64 | 98 |
| 2015 | 5'9 | 190 | 195 | 10 | 55 | 5.39 | 71 | 79 |
| 2016 | 5'9 | 190 | 235 | 6 | 56 | 5.03 | 67 | 104 |
| Kletsch, Jonny, 2013 | 5'4 | 140 | 115 | 0 | 32 | 6.03 | 97 | 34 |
| 2014 | 5'7 | 154 | 145 | 0 | 37 | 6.18 | 97 | 38 |
| 2015 | 5'11 | 180 | 215 | 11 | 46 | 5.52 | 77 | 78 |
| 2016 | 6'0 | 195 | 255 | 10 | 50 | 5.41 | 84 | 94 |
| Mark, Robert | 5'3 | 108 | 120 | 15 | 41 | 5.5 | 80 | 67 |
| 2015 | 5'6 | 125 | 155 | 15 | 52 | 5.2 | 73 | 91 |
| 2016 | 5'7 | 135 | 160 | 19 | 58 | 5.01 | 72 | 108 |
| Martz, Brady, 2013 | 5'1 | 100 | 95 | 10 | 54 | 5.49 | 73 | 74 |
| 2014 | 5'6 | 119 | 135 | 15 | 58 | 5.47 | 70 | 92 |
| 2015 | 5'9 | 136 | 165 | 16 | 62 | 5.11 | 65 | 111 |
| 2016 | 5'10 | 150 | 190 | 15 | 61 | 4.99 | 70 | 115 |
| Nosal, Taylor | 5'9 | 115 | 90 | 4 | 49 | 5.71 | 73 | 60 |
| Plath, Jalen | 5'8 | 127 | 110 | 4 | 34 | 6.15 | 90 | 39 |
| 2015 | 5'10 | 138 | 125 | 6 | 52 | 5.53 | 70 | 70 |
| 2016 | 5'11 | 145 | 135 | 7 | 48 | 5.18 | 68 | 75 |
| Stage, Tyler | 6'3 | 267 | 135 | 0 | 15 | 7.1 | 131 | 15 |
| 2015 | 6'4 | 282 | 155 | 0 | 19 | 6.52 | 101 | 19 |
| 2016 | 6'5 | 295 | 160 | 0 | 21 | 6.77 | 114 | 21 |
| Stetz, Caleb | 5'7 | 114 | 115 | 7 | 57 | 5.69 | 82 | 69 |
| 2015 | 5'10 | 130 | 130 | 7 | 51 | 5.46 | 72 | 69 |
| 2016 | 5'11 | 140 | 155 | 11 | 58 | 5.19 | 71 | 95 |
| Trowbridge, Jack | 6'0 | 202 | 155 | 0 | 25 | 6.5 | 99 | 25 |
| 2015 | 6'2 | 237 | 185 | 0 | 25 | 6.26 | 88 | 25 |
| 2016 | 6'2 | 255 | 230 | 0 | 34 | 5.83 | 95 | 38 |
| Tweeton, Brady, 2013 | 5'5 | 110 | 125 | 19 | 60 | 5.25 | 63 | 107 |
| 2014 | 5'8 | 114 | 150 | 24 | 57 | 5.81 | INJ | 99 |
| 2015 | 6'0 | 144 | 185 | 23 | 62 | 4.89 | 57 | 134 |
| 2016 | 6'0 | 160 | 205 | 20 | 69 | 4.73 | 58 | 137 |
| Vandal, Noah - 2016 | 5'10 | 160 | 135 | 10 | 51 | 5.36 | 68 | 79 |

| 2019 | | | | | | | | |
|-----------------------------|--------|--------|----------------------------------------------|-----------------------|---------------------------------------|---------------|-----|-------|
| Name | Height | Weight | Bench Press 2pts each 5lbs over wgt | Pull ups 1 pt Each | 30 Sec Dummy Jumps 1 pt Each | 40 yd Dash | 400 | Total |
| Brenner, Chase - 2015 | 5'5 | 118 | 140 | 18 | 53 | 5.11 | 67 | 110 |
| 2016 | 5'6 | 125 | 145 | 18 | 59 | 4.9 | 68 | 117 |
| Brown, JD | 5'9 | 140 | 95 | 0 | 30 | 5.81 | 102 | 34 |
| Dent, Gabe - 2015 | 6'2 | 162 | 110 | 2 | 42 | 5.69 | 80 | 49 |
| 2016 | 6'2 | 180 | 140 | 6 | 48 | 5.22 | 75 | 69 |
| Detloff, Nick - 2015 | 5'11 | 171 | 145 | 2 | 48 | 5.12 | 68 | 68 |
| 2016 | 6'0 | 180 | 165 | 4 | 50 | 4.82 | 69 | 77 |
| Flores, Kobe | 5'10 | 205 | 145 | 0 | 32 | 5.71 | 84 | 37 |
| Hinsz, Kellen - 2015 | 5'9 | 127 | 120 | 8 | 56 | 5.28 | 67 | 81 |
| 2016 | 6'0 | 155 | 150 | 11 | 58 | 4.99 | 69 | 88 |
| Inniger, Grant - 2015 | 6'1 | 136 | 120 | 5 | 38 | 5.65 | 70 | 54 |
| 2016 | 6'2 | 160 | 160 | 8 | 50 | 5.44 | 66 | 76 |
| Johnson, Ashton - 2015 | 5'9 | 210 | 125 | 0 | 32 | 6.38 | 102 | 32 |
| 2016 | | | | | | | | |
| LeNoue, Jonah - 2016 | 5'11 | 220 | 120 | 0 | 29 | 6.28 | 104 | 29 |
| Martinson, Brooks - 2015 | 5'7 | 138 | 85 | 0 | 48 | 5.75 | 79 | 53 |
| 2016 | 5'9 | 150 | 125 | 1 | 50 | 5.31 | 66 | 70 |
| Poepping, Jackson - 2015 | 5'10 | 148 | 115 | 3 | 50 | 6.32 | 84 | 53 |
| 2016 | 5'11 | 180 | 170 | 4 | 43 | 5.84 | 73 | 57 |
| Poppel, Jared - 2015 | 5'8 | 180 | 135 | 4 | 25 | 6.09 | 88 | 30 |
| 2016 | 5'9 | 210 | 155 | 4 | 24 | 5.97 | 88 | 31 |
| Schoenecker, Stanley - 2016 | 6'0 | 155 | 135 | 8 | 41 | 5.07 | 65 | 72 |
| Snobl, Preston - 2016 | 6'3 | 170 | 145 | 7 | 39 | 4.83 | 62 | 72 |
| | | | | | | | | |
| | | | | | | | | |

[illegible]

| 2021 | | | | | | | | |
|---------------|--------|--------|-------------------------------------------|-----------------------|------------------------------------|------------|-----|-------|
| Name | Height | Weight | Bench Press 2pts each 5lbs over wgt | Pull ups 1 pt Each | 30 Sec Dummy Jumps 1 pt Each | 40 yd Dash | 400 | Total |
| Mertis, Jacob | 5'2 | 100 | 65 | 4 | 21 | 6.01 | 85 | 27 |
| Rick, Nolan | 5'7 | 185 | 90 | 0 | 20 | 6.68 | 90 | 20 |
| | | | | | | | | |
| | | | | | | | | |
| | | | | | | | | |
| | | | | | | | | |
| | | | | | | | | |
| | | | | | | | | |

Trojans Gear Up For 2016 Football Season

Tracy Hinsz
Sports Writer



The 2016 football season is right around the corner and the Barnesville Trojans are back on the practice field preparing for another season of District football.

The Trojans will once again play in the Midwest District, representing the white division. They will be joined by the Breckenridge Cowboys, Crookston Pirates, Dilworth-Glyndon-Felton Rebels, Hawley Nuggets, Pelican Rapids Vikings and Warroad Warriors.

Barnesville finished with a 7-4 record in 2015, going 4-2 in the division, which earned them third place. The Trojans made the Section 8AA title game, but fell to United North Central 24-16, who went on to the state semi-finals before losing to Pipestone.

Back for his 12th season as the leader of the Trojans gridiron squad is Bryan Strand. Strand has an overall record of 83 wins and 34 losses, winnings five conference championships, while earning Coach of the Year honors from 2008 through 2013 and section Coach of the Year in 2009 and 2010.

Strand, who also acts as the defensive coordinator, will return his top three assistant coaches in Phil Trowbridge-17th season, Nathan Strand-seventh season and George Haj-second season. This brings another year of continuity to the program. Trowbridge is the offensive coordinator and will be responsible for the offensive and defensive lines. N. Strand will focus on the quarterbacks and linebackers, while coaching the junior varsity team. Haj will help out on the lines and coach the freshmen team.

Volunteer coaches for the upcoming season will be Jed Johnson

and Dain Biewer with new coaches including Aaron Schindler and Scott Snobl. The junior high program will consist of Matt Askegaard-8th grade coach and Scott Amundson tackling the 7th grade team, while Tracy Hinsz rounds out the coaching staff as a float coach between both levels.

Coach Strand has surrounded his program with a veteran and talented coaching staff that hopes to bring out the best in each and every player.

Key players returning to help the Trojans football team in 2016 include seniors Connor John-fullback, linebacker; Joey Rostet-tight end, linebacker; Kieran Johnson-guard, linebacker, Owen Jerald-guard, defensive tackle; Bradey Berg-defensive tackle and Cole Tharaldson-running back, defensive back. Two juniors, Brady Tweeton-running back, defensive back and Brady Martz-running back, defensive back, are also key players for the Trojan football team.

Other seniors looking to get playing time for the upcoming season include Brandon Holte, Blake Ishaug, DJ Gardner, Austin Boyum, Xavier Kadrmas, Brett Allmaras, Chandler Burnside and Andrew Wastweat.

Coach Strand is looking at some players that he hopes can make a significant contribution to his 2016 football squad. They include juniors Matt Bredman-quarterback, defensive back and Jonny Kletsch-offensive line, defensive tackle, with sophomores Preston Snobl-quarterback, safety; Kellen Hinsz-quarterback, running back, defensive back; Chase Brenner-running back, defensive back and freshman Hunter Zenzen-tight end, defensive end, looking to make their mark this season.

Add in juniors Caleb Stetz, Robert Mark, Jalen Plath, Alex Jenison, Gavin Camperud, Tristan Elliott, Jack Trowbridge, Tyler Stage and Ellis Froslic with sophomores Brooks Martinson, Grant Inniger, Nick Detloff, Jackson Poepping, Jared Poppel, Gabe Dent, Jonah

LeNoue and Ashton Johnson as players hoping to provide valuable depth to the Trojans football team.

"We have a good core group of players returning this season that saw significant playing time in 2015," stated Coach Strand. "Returning for their senior season is Kieran Johnson and Owen Jerald who will anchor our offensive line. Fullback Connor John and running backs Brady Tweeton and Brady Martz also return from a successful 2015 campaign.

"Add in a full season from Joey Roste, with Jonny Kletsch taking over the center spot, should help our offense as we search for a new quarterback to lead our team.

"We need to find a signal caller and currently have four players vying for the position. Juniors Caleb Stetz and Matt Bredman along with sophomores Kellen Hinsz and transfer student Preston Snobl will battle for the top spot. Whoever can run our offense the most efficiently, getting us into the right plays and showing the most confidence at the helm, will probably shoot to the top of the depth chart."

Coach Strand continues, "Defensively, we should be very strong with Johnson, Jerald, John, Roste, Tweeton and Martz returning, plus, Brady Berg-defensive tackle and Cole Tharaldson- defensive back. Add in some depth from Bredman, Kletsch, Hinsz, Snobl, Brenner and Zenzen, with Brett Allmaras at defensive end, should make us a very athletic defensive team."

Every team loses key players from the previous season and Barnesville will have some big shoes to fill with the losses of Ethan Ishaug, Jimmy Kletsch, Joe Stage, Andrew Trowbridge, Jared Affield, Garrett Anderson, Tate Elliott, Louis Brown, Ryan McGough, Josh Tweeton, Jerad Shaide, Jack Lien, Alex Garry, Alex Peppel and Connor Meyer. In addition, team managers Ricky Reep and Reed Moberg were very instrumental to the success of

the Trojans football team over the last few seasons.

A new season always brings along high expectations. The Trojans are hoping to stay healthy, find a leader at quarterback and fill in a few other pieces to their puzzle for a highly competitive team in 2016.

"We will have to wait and see how things play out early in the season at certain positions, but I always expect to fight for a district and section title," said Strand. "That is our main goal every season. Hopefully we will see some leaders step forward so we can use our experience on the line to move the football offensively, while using our talent and athleticism on the defensive side of the ball to hold our opponents at bay. Only time will tell how things will play out for our team this season."


Strand believes that Caledonia,

the defending state champion, is the team to beat again as they return most of their players from a year ago. He feels that Bagley, Frazee, Hawley, United North Central and Barnesville are the Section favorites. The Midwest District will see a very good Breckenridge team, with Dilworth-Glyndon-Felton, Hawley and Barnesville competing for a division title.

"We have had a very successful program in Barnesville the last eight years that has taught our underclassmen how to prepare for a season," mentioned Strand. "However, you cannot live in the past as these players have to make their own mark on this program. Our summer speed and strength numbers have improved from a year ago and our players have put in the work to be successful from a physical

standpoint. Now it is time for our coaches to coach up our players, getting them ready to succeed as a team. We hope to see significant improvement as the year goes forward, improving after each game and building for an end of the season run into the playoffs. We open up against a very tough Ottertail Central football team at home on September 1. This will be a tough test but a challenge that will show us exactly where we stand early on. Strange things happen throughout a football season. I hope and expect that we will improve every day, while having a competitive team."

Captains for 2016 will be Kieran Johnson, Connor John and Owen Jerald.



Members of the Barnesville Trojan football team are left to right, row one - Team Manager Dawson Gregg, Cole Tharaldson, Xavier Kadrmas, Owen Jerald, Blake Ischaug, Kieran Johnson, DJ Gardner, Joey Roste, Andrew Wastweet, Brett Almaras, Austyn Boyum, Chandler Burnside, Connor John, Bradey Berg, Brandon Holte, Junior Team Member Jacob Strand;
row two - Team Manager Brode Gray, Gabe Dent, Preston Snobl, Tyler Stage, Assistant Coach Nate Strand, Assistant Coach Aaron Schindler, Assistant Coach George Haj, Head Coach Bryan Strand, Assistant Coach Phil Trowbridge, Assistant Coach Jed Johnson, Assistant Coach Dain Biewer, Assistant Coach Scott Snobl, Hunter Zenzen, Tristan Elliot, Team Manager Jay Tschumperlin;
row three - Matt Samuelson, Jalen Plath, Jackson Poepping, Matthew Bredman, Gavin Camperud, Nick Detloff, Jack Trowbridge, Grant Inniger, Ellis Frosile, Brady Tweeton, Jonny Kletsch, Kellan Hinsz, Stanley Schoenecker, Jonah LeNoue, Team Manager Aaron Baker;
row four - Hayden Sherva, Dustin Eaton, Jackson Wahl, Lief Enstad, Noah Vandal, Brooks Martinson, Caleb Stetz, Brady Martz, Alex Jenison, Jared Poppel, Blake Torfin, Ashton Johnson, Tanner Kadrmas;
row five - Cheerleader Jaclyn Keller, Cheerleader Jaden Webber, Cheerleader Summer Derro, Blake Anderson, Graham Abarr, Robert Mark, Chase Brenner, Noah Gray, Nolan Rick, Cheerleader Caroline Redding, Cheerleader Madison Williams, Cheerleader Tori Buckhouse;
row six - Team Manager Tate Inniger, Statistician Anna Smith, Statistician Kaitlyn Thompson, Statistician Madison Sossa, Statistician Grace Drewicke and Student Manager Ben Penner. Not pictured are Domii Leu and Hunter Anderson.

Brady Tweeton Shines In Season Opener Against OTC

By: Tracy Hinsz

The Barnesville Trojans started out strong on opening night of the 2016 football season, before weathering an OTC comeback to win their season opener 26-14 behind Brady Tweeton's 178 yard, three touchdown performance.

Barnesville opened the game with the ball and after some early season penalties, put together a few big plays to score their first touchdown of the season. Tweeton got things started with a nice 40 yard run, getting the ball to the 23 yard line.

OTC stiffened on defense forcing a fourth down and the Trojans converted in a big way. Quarterback, Caleb Stetz connected with Tweeton in the flat and he did the rest, breaking a tackle on his way to a 25 yard touchdown. Jack Trowbridge connected on the extra point for a 7-0 Trojan lead.

OTC had a very nice drive that ended on downs at the Trojan 28 yard line, giving Barnesville's offense another series.

Facing a third down, Stetz completed another pass to fullback, Connor John that covered 22 yards, with a personal foul penalty added on, giving the Trojans a first down at the Bulldogs 35 yard line.

Stetz would connect with running back, Cole Tharaldson for a 26 yard touchdown pass to end the drive with Trowbridge knocking down the point after attempt for a 14-0 Trojan lead, which is how the first quarter would end.

The second quarter would start with an OTC punt as the Trojan defense stiffened, but the Bulldogs went for a little trickery that ended with a 50 yard touchdown run from punter, Eric Van Erp. The extra point was not good, but the momentum had switched over to OTC as they cut the lead to eight points, 14-6.

The Trojans next two drives ended deep in the Bulldogs territory, but without points. A fumble and a loss of downs kept the game close as the second quarter wound down with Barnesville holding an eight point lead at the half.

OTC opened the second half with the ball and put together a nice drive that was stopped by a fourth down sack from defensive end, Kieran Johnson, giving the ball back to Barnesville.

The Trojans were not able to move the ball as OTC made a few adjustments forcing punts. The Bulldogs would put together a drive that would end at the 14 yard line of Barnesville on a fourth down incomplete pass as the fourth quarter got under way.

The Trojans would hit pay dirt on their very first offensive play as Tweeton took a handoff and sprinted untouched, 86 yards for the score. The extra point was not good, but Barnesville had extended their lead to 20-6.

Excitement was running high on the Trojan sidelines that proceeded through the kickoff. But the Bulldogs would answer quickly with a 64 yard drive that took six plays and ended with a two yard touchdown run from Ramon Lopez. The two-point conversion was successful as quarterback, Nick Van Erp hit Eric Van Erp to cut the lead to 20-14.

The Bulldogs were relentless on defense and forced a Trojan punt giving their offense the ball back. Barnesville's defense would rise up to the challenge as Tweeton stepped in front of a pass for an interception on a fourth down play to give the Trojans the ball with time running out in the fourth quarter.

The Trojans got their offense going again with an 18 yard run by Tweeton and a 23 yard run by Brady Martz that put the ball on the 18 yard line. After both players got another carry to move the chains, the Trojans would score their last touchdown, as Tweeton rumbled in from the seven yard line. The two-point conversion was not successful, but the Trojans had increased their lead to 12 points at 26-14.

Barnesville's defense would end the game with a Martz interception that he almost took in for a score, but did run out the clock on a hard fought 26-14 Trojan victory.

"We played well enough to win which is a great way to start the season," said Head Coach Bryan Strand. "We had too many mistakes and need to clean that up. Our quarterback was under a lot of pressure, but handled it well enough in his first start. We need to get in better shape, limit our mistakes and tackle better. But we will improve. Brady Tweeton ran lights out tonight. OTC was very physical on both lines. They will win plenty of games this season. We need to work hard in practice and improve this week, getting ready for Crookston."

Caleb Stetz finished with three completions in five attempts for 73 yards and two touchdowns, with Brady Tweeton netting 178 yards rushing on 14 carries with two scores, while adding one catch for a touchdown as well.

Brady Martz tallied 11 carries for 93 yards rushing, with Connor John netting 47 yards on seven carries, while adding a 22 yard reception. Cole Tharaldson had one catch for 26 yards and a touchdown, with Barnesville netting 300 yards rushing on 41 carries, while adding 73 yards passing for 373 total net yards.

Defensively, the Trojans were led by Connor John- 12 tackles; Joey Roste 12 tackles; Bradey Berg- five tackles; Kieran Johnson-one tackle, one sack; Dominic Leu-five tackles, one sack; Tweeton- five tackles, one interception; Martz- three tackles, one interception; and Kellen Hinsz who tallied nine second half tackles.

Barnesville opens the season with a record of 1-0 and will travel to Crookston to play their second game on Friday, September 9.

Box Score

| | 1 | 2 | 3 | 4 | F |
|-------------|----|---|---|----|----|
| OTC | 0 | 6 | 0 | 8 | 14 |
| Barnesville | 14 | 0 | 0 | 12 | 26 |

B-Tweeton 25 yard pass from Stetz (Trowbridge kick)

B-Tharaldson 26 yard pass from Stetz (Trowbridge kick)

O-E. Van Erp 50 run (Kick Failed)

B-Tweeton 86 yard run (Kick Failed)

O-Lopez 2 yard run (E. Van Erp from N. Van Erp)

B-Tweeton 7 yard run (Run Failed)

Individual Statistics

Rushing:

O-NA

B-Tweeton 14-178, John 7-47, Martz 11-93, Brenner 1-2, Stetz 8-(-20)

Passing:

O-NA

BStetz 3-5-0=73

Receiving:

O-NA

B-Tweeton 1-25, John 1-22, Tharaldson 1-26



Caleb Stetz had a great night as the Trojan quarterback on the season and home opener.



Brady Martz goes up and over Joey Roste as Kieran Johnson follows a good gain in opening night football action.



Connor John looks for a little running room as Hunter Zenzen and Kieran JHohnson set up the blocking for him.



Things could get a little congested if you were on the OTC runner trying to penetrate a tough Trojan defensive line.



Brady Tweeton has a career night in the home opener against Otter Tail Central. He scampered for 178 yards and three touchdowns in the Trojan win.

Offensive Stats vs OTC

| RUSHING | Attempts | Yards | Average per rush | fumbles | Touchdowns |
|---------------|----------|-------|------------------|---------|------------|
| Brady Tweeton | 14 | 178 | 12.7 | 1 | 2 |
| Brady Martz | 11 | 93 | 8.5 | | |
| Connor John | 7 | 47 | 6.7 | | |
| Chase Brenner | 1 | 2 | 2.0 | | |
| Caleb Stetz | 8 | -20 | -2.5 | | |

| GAME STATS | Trojans | Opponent |
|-----------------|---------|----------|
| First Downs | 13 | 16 |
| Rushing | 12 | 12 |
| Passing | 1 | 4 |
| Penalty | | |
| Rushing Yards | 300 | 238 |
| Passing Yards | 73 | 87 |
| Total Offense | 373 | 325 |
| Turnovers | 2 | 2 |
| Penalties | | |
| Number | 5 | 10 |
| Yards penalized | 35 | 70 |

| | | | | | |
|-------------|----|-----|-----|---|---|
| Total yards | 41 | 300 | 7.3 | 0 | 2 |
|-------------|----|-----|-----|---|---|

| Scoring | Touchdown | 2pt Conv. | Xtra-pt | Field Goal | Safety | Total Points |
|-----------------|-----------|-----------|---------|------------|--------|--------------|
| Brady Tweeton | 3 | | | | | 18 |
| Cole Tharaldson | 1 | | | | | 6 |
| Jack Trowbridge | | | 2 | | | 2 |
| | | | | | | 0 |

26

| PASSING | Attempts | Completions | Yards | Average Per Pass | Touchdowns | Interceptions | Passing % |
|-------------|----------|-------------|-------|------------------|------------|---------------|-----------|
| Caleb Stetz | 5 | 3 | 73 | 24.3 | 2 | 0 | 60.0% |

| RECEIVING | Receptions | Yards | Avg. Per Catch | Touchdowns |
|-----------------|------------|-------|----------------|------------|
| Brady Tweeton | 1 | 25 | | 1 |
| Connor John | 1 | 22 | | |
| Cole Tharaldson | 1 | 26 | | 1 |

| KICKING | Type of Kick | Attempts | Yards | Avg. Per Kick | Xtra-PT/FG | XTR Point | FG |
|-------------|--------------|----------|-------|---------------|-----------------|-----------|------|
| Dominic Leu | KO | 5 | 211 | 42.2 | Jack Trowbridge | Attempts | Made |
| Joey Roste | Punt | 2 | 64 | 32.0 | | 3 | 2 |
| | KO | | | | | | |

| RETURNS | Punt Returns Yardage | KO Returns Yardage | # Punt Returns | # KO Returns | Total Return Yards | Touchdowns |
|---------------|----------------------|--------------------|----------------|--------------|--------------------|------------|
| Brady Tweeton | | 30 | | 1 | 30 | |
| Brady Martz | | 0 | | 1 | 0 | |
| Connor John | | 16 | | 1 | 16 | |
| Chase Brenner | | | | | | |

| Defensive Stats vs. OTC | | | | | | | | | | | | |
|-------------------------|----|-----------------------|---------------------------|--------------------------|----------------------|------------------------|--------------------------|-----------|------------|-----------------------|-------------------------|-----------------|
| Name | # | solo Tackles +3 | Assisted Tackles +1 | Tackle for loss +2 | Tipped pass +1 | Fumble caused +4 | Fumble recovery +3 | Int +5 | Sack +4 | Blocked Kick +5 | Tackle on Kick +3 | Total Points |
| Preston Snobl | 2 | 4 | 5 | | | | | | | | | 17 |
| Jackson Wahl | 3 | | | | | | | | | | | 0 |
| Caleb Stetz | 5 | | | | | | | | | | | 0 |
| Joey Roste | 7 | | 12 | | | | | | | | 2 | 18 |
| Matt Bredman | 10 | 1 | 3 | | | | | | | | | 6 |
| Brady Martz | 15 | 1 | 2 | | 1 | | | 1 | | | | 11 |
| Brady Tweeton | 20 | 1 | 4 | | | | | 1 | | | | 12 |
| Brooks Martinson | 21 | | | | | | | | | | | 0 |
| Robert Mark | 22 | | | | | | | | | | | 0 |
| Brandon Holte | 23 | | | | | | | | | | 2 | 6 |
| Connor John | 27 | 2 | 11 | | | | | | | | 1 | 20 |
| Cole Tharaldson | 28 | | | | | | | | | | | 0 |
| Dominic Leu | 29 | 1 | 4 | | | | | | 1 | | 1 | 14 |
| Chase Brenner | 30 | 2 | 1 | | | | | | | | | 7 |
| Grant Inniger | 31 | | | | | | | | | | | 0 |
| Kellen Hinsz | 32 | 4 | 4 | | | | | | | | 1 | 19 |
| Nick Detloff | 33 | | 3 | | | | | | | | | 3 |
| Blake Ishaug | 35 | | | | | | | | | | | 0 |
| Stanley Shoenecker | 40 | | | | | | | | | | | 0 |
| DJ Gardner | 42 | | | | | | | | | | | 0 |
| Noah Vandal | 43 | | | | | | | | | | | 0 |
| Jalen Plath | 45 | | | | | | | | | | | 0 |
| Austyn Boyum | 49 | | | | | | | | | | | 0 |
| Alex Jennison | 50 | | | | | | | | | | | 0 |
| Xavier Kadmas | 52 | | 2 | | | | | | | | 1 | 5 |
| Jackson Poepping | 53 | | | | | | | | | | | 0 |
| Jonny Kletsch | 54 | | 1 | | | | | | | | | 1 |
| Ellis Frosle | 55 | | | | | | | | | | | 0 |
| Brett Allmaras | 57 | | | | | | | | | | | 0 |
| Jared Poppel | 58 | | | | | | | | | | | 0 |
| Chandler Burnside | 59 | | | | | | | | | | | 0 |
| Bradey Berg | 61 | | 5 | 1 | | | | | | | | 7 |
| Gabe Dent | 62 | | | | | | | | | | | 0 |
| Owen Jerald | 64 | | 3 | | | | | | | | | 3 |
| Gavin Camperud | 67 | | | | | | | | | | | 0 |
| Tristan Elliot | 70 | | | | | | | | | | | 0 |
| Jack Trowbridge | 73 | | | | | | | | | | | 0 |
| Jonah Lenoue | 75 | | | | | | | | | | | 0 |
| Tyler Stage | 76 | | | | | | | | | | | 0 |
| Kieran Johnson | 77 | 1 | | | | | | | 1 | | | 7 |
| Ashton Johnson | 79 | | | | | | | | | | | 0 |
| Hunter Zenzen | 80 | | 2 | | | | | | | | 1 | 5 |
| Dustin Eaton | 82 | | | | | | | | | | | 0 |
| Matt Samuelson | 85 | | | | | | | | | | | 0 |
| Andrew Wastweet | 87 | | | | | | | | | | | 0 |
| | | | | | | | | | | | | 0 |
| | | | | | | | | | | | | 0 |
| | | | | | | | | | | | | 0 |
| | | | | | | | | | | | | 0 |

Tweeton Runs Wild In Victory Over Crookston

By: Tracy Hlnsz

Brady Tweeton continued his hot start netting 218 yards rushing on eight carries with four touchdowns, as the Barnesville Trojans jumped out to a big lead and cruised to a 60-20 victory on the road at Crookston.

Barnesville opened the game up on defense and quickly changed field position as they forced the Pirates to punt, with punt returner Chase Brenner returning the ball to the original line of scrimmage at the Pirates 36 yard line.

It only took the Trojans one play to hit pay dirt as Connor John took the hand off and galloped in from 36 yards out with Jack Trowbridge adding the extra point for a quick 7-0 lead.

After another defensive stand, the Trojans put together a nice drive that ended with a Tweeton 11 yard touchdown run. Trowbridge was successful on the PAT for a 14-0 lead with 3:24 remaining in quarter number one.

Barnesville's defense was stingy on the next Pirate possession that ended with a Kieran Johnson sack, followed by a short Crookston punt that put the ball on the Pirates 23 yard line.

Cole Tharaldson had the big play netting a 19 yard run to get the ball to the four yard line, with Tweeton netting the touchdown a few plays later from two yards out. Trowbridge knocked the extra point through the uprights for a 21-0 lead still in the first quarter.

The next Trojan offensive possession would end with a 78 yard Tweeton touchdown run on a beautifully executed play. The extra point was blocked but the Trojans lead had ballooned to 27-0.

Barnesville's defense would make the next big play of the game as Alex Jenison sacked the quarterback, forcing a fumble that Johnson picked up rumbling to the two-yard line before being stopped.

Brady Martz would get the call scoring a touchdown from two yards out, with Tharaldson converting the two-point conversion giving



Brady Tweeton has the ball safely tucked away as he heads for paydirt.

Barnesville a commanding 35-0 lead.

The Pirates would finally get on the scoreboard after the Trojans defense forced a punt. Crookston's defense swarmed quarterback Caleb Stetz on Barnesville's first down pass play, forcing a fumble that they recovered at the three-yard line. One play later, the Pirates were on the scoreboard with a Cade Salentine touchdown run. They added the PAT to cut the lead down to 35-7.

The momentum had carried over to the Pirates who forced another fumble after a nice Trojan run that Crookston recovered on Barnesville's 48 yard line.

The Pirates tried to go for the homerun ball, but Martz would intercept the pass at the 13-yard line and return it to the 26 to give Barnesville the football back.


The Trojan's explosive offense needed only one play as Tweeton took the handoff and burst untouched for 74 yards and another Barnesville

touchdown. The extra point was not good, but the Trojans had increased their lead to 41-7 late in the second quarter.

The Pirates would net their second score with the help of a trick play, using a hook and ladder to get the ball to the Trojan six-yard line. A dive play to Salentine would net them the touchdown, but the PAT would be missed, making the score 41-13, which is how the half would end.

The second half started with the Trojans getting the ball and marching it down the field thanks to the running of Tweeton, Martz and Tharaldson. Martz would net the touchdown on a 15 yard run, but Tweeton's PAT was outside the upright making the score 47-13.

Barnesville inserted their backups into the game, but the results would be the same at running back, Chase Brenner scored on a nifty run from 23 yards out. Brandon Holte's two-point conversion run came up just



The Trojan swarming defense played havoc with Crookston's game plan. Here Jackson Wahl #3, Connor John #27, Joey Roste #7 and Owen Jerald #64 all own a piece of the Pirate ball carrier.

short as the Trojans increased their lead to 53-13.

Barnesville would see a few long touchdowns called back in their next few possessions. First, Tweeton would return a punt 76 yards for a touchdown that was called back by penalty as the third quarter came to an end. That was followed by running back, Robert Mark who went 54 yards for a score, only to see another penalty nullify the touchdown.

The Pirates would score their last touchdown on a 61-yard run by Mason Wang, while adding the PAT for a 53-20 score.

After a fantastic kickoff return from Martz that put the ball deep into Pirate territory, backup quarterback, Matt Bredman would score on a 21 yard run with Trowbridge converting the PAT that made the score 60-20, which is how the game would end.

"I felt we played a solid game, but had way too many mistakes," stated Head Coach Bryan Strand. "We seem to get too comfortable when we have a lead and then get silly penalties or turn the ball over. Defensively we played outstanding

at times. Brady Martz had an outstanding game on defense as they tried to throw at him a lot. He made some huge plays when it mattered. Brady Tweeton had another all-star type night rushing for 218 yards and four touchdowns on eight carries.

Overall we improved in many aspects of the game from week one to week two. Now we have a huge opponent next in Breckenridge who comes to Barnesville next week. They are big, physical and have probably the best quarterback, wide receiver combination in the district in Carson Yaggie and Steven Lipp. We are going to need a great week of practice to prepare for them and hopefully get some players healthy so they can contribute."

Barnesville finished the game with 420 total yards all rushing, while only giving up 209 yards to Crookston.

Defensively the Trojans were led by Joey Roste (11 tackles, 2 tackles for loss), Brady Tweeton (5 tackles), Brady Martz (2 tackles, 4 tipped passes, Interception), Alex Jenison (2 tackles, 2 tackles for loss, 2 sacks, 1 forced fumble), Brady Berg (6

tackles, 1 tackle for loss), Kieran Johnson (3 tackles, 2 tackles for loss, 1 sack, 1 fumble recovery) and DJ Gardner (1 tackle, 1 tackle for loss, 1 sack)

The Trojans record now stands at 2-0. They will host Breckenridge on Friday, September 16.

Box Score

| | 1 | 2 | 3 | 4 | F |
|-------------|----|----|----|---|------|
| Barnesville | 21 | 20 | 12 | 7 | - 60 |
| Crookston | 0 | 13 | 0 | 7 | - 20 |

B-John 36-yard run (Trowbridge kick)

B-Tweeton 11-yard run (Trowbridge kick)

B-Tweeton 2-yard run (Trowbridge kick)

B-Tweeton 78-yard run (Kick Failed)

B-Martz 2-yard run (Tharaldson run)

C-Salentine 3-yard run (Anderson kick)

B-Tweeton 74-yard run (Kick Failed)

C-Salentine 6-yard run (Kick Failed)

B-Martz 15-yard run (Kick

Failed)

B-Brenner 23-yard run (Run failed)

C-Wang 61-yard run (Anderson kick)

B-Bredman 21-yard run (Trowbridge kick)

Individual Statistics

Rushing:

C Wang 7-90, Salentine 21-54, Magsam 2-8, Lubarski 2-2, Wavra 4-(-8)

B Tweeton 8-218, Tharaldson 5-42, John 3-37, Martz 3-30, Brenner 4-36, Bredman 2-27, Stetz 8-(-7), Detloff 3-26, Mark 2-5, Snobl 4-4, Holte 2-2

Passing:

C Wavra 5-16-1=52, Magsam 2-2-0=11

B Stetz 0-1-0=0

Receiving:

C Markovich 1-29, Kawlewski 3-21, Olson 1-7, Winand 1-4, Froeber 1-2

B None



It was a gang tackling for Nick Detloff #33, Matthew Bredman #10, Bradey Berg #61 and Xavier Kadrmas #52.

Offensive Stats vs Crookston

| RUSHING | Attempts | Yards | Average per rush | fumbles | Touchdowns | GAME STATS | Trojans | Opponent |
|-----------------|----------|-------|---------------------|---------|------------|-----------------|---------|----------|
| Brady Tweeton | 8 | 218 | 27.3 | 0 | 4 | First Downs | 14 | 11 |
| Brady Martz | 3 | 30 | 10.0 | 0 | 2 | Rushing | 13 | 6 |
| Connor John | 2 | 37 | 18.5 | | 1 | Passing | | 4 |
| Cole Tharaldson | 5 | 42 | | | | Penalty | 1 | 1 |
| Chase Brenner | 4 | 36 | 9.0 | | 1 | Rushing Yards | 420 | 146 |
| Caleb Stetz | 4 | -7 | -1.8 | 1 | | Passing Yards | 0 | 63 |
| Nick Detloff | 3 | 26 | 8.7 | 1 | | Total Offense | 420 | 209 |
| Robert Mark | 2 | 5 | 2.5 | | | Turnovers | 3 | 3 |
| Matt Bredman | 2 | 27 | 13.5 | | 1 | Penalties | | |
| Preston Snobl | 4 | 4 | 1.0 | 1 | | Number | 8 | 2 |
| Brandon Holte | 2 | 2 | 1.0 | | | Yards penalized | 69 | 12 |

Total yards 39 420 10.8 3 9

| Scoring | Touchdown | 2pt Conv. | Xtra-pt | Field Goal | Safety | Total Points |
|-----------------|-----------|-----------|---------|------------|--------|--------------|
| Brady Tweeton | 4 | | | | | 24 |
| Cole Tharaldson | | 1 | | | | 2 |
| Jack Trowbridge | | | 4 | | | 4 |
| Brady Martz | 2 | | | | | 12 |
| Chase Brenner | 1 | | | | | 6 |
| Matt Bredman | 1 | | | | | 6 |
| Connor John | 1 | | | | | 6 |
| | | | | | | 60 |

| PASSING | Attempts | Completions | Yards | Average Per Pass | Touchdowns | Interceptions | Passing % |
|-------------|----------|-------------|-------|---------------------|------------|---------------|-----------|
| Caleb Stetz | 1 | 0 | 0 | 0.0 | | | 0.0% |

| RECEIVING | Receptions | Yards | Avg. Per Catch | Touchdowns |
|-----------------|------------|-------|-------------------|------------|
| Brady Tweeton | | | | |
| Connor John | | | | |
| Cole Tharaldson | | | | |

| KICKING | Type of Kick | Attempts | Yards | Avg. Per Kick | Xtr PT/FG | XTR Point Attempts | Made | FG ATT | Made |
|-------------|--------------|----------|-------|---------------|-----------------|-----------------------|------|-----------|------|
| Dominic Leu | KO | 10 | 396 | 39.6 | Jack Trowbridge | 6 | 4 | | |
| Joey Roste | Punt | 2 | 66 | 33.0 | Brady Tweeton | 1 | 0 | | |
| | KO | | | | | | | | |

| RETURNS | Punt Returns Yardage | KO Returns Yardage | # Punt Returns | # KO Returns | Total Return Yards | Touchdowns |
|---------------|-------------------------|-----------------------|-------------------|--------------|-----------------------|------------|
| Brady Tweeton | 19 | 115 | 2 | 1 | 34 | |
| Brady Martz | | 82 | | 2 | 82 | |
| Connor John | | | | | 0 | |
| Chase Brenner | 25 | | 1 | | | |

| Defensive Stats vs. Crookston | | | | | | | | | | | | |
|-------------------------------|----|-----------------------|---------------------------|--------------------------|----------------------|------------------------|--------------------------|-----------|------------|-----------------------|-------------------------|--------------|
| Name | # | solo Tackles +3 | Assisted Tackles +1 | Tackle for loss +2 | Tipped pass +1 | Fumble caused +4 | Fumble recovery +3 | Int +5 | Sack +4 | Blocked Kick +5 | Tackle on Kick +3 | Total Points |
| Preston Snobl | 2 | | | 3 | | | | | | | 2 | 9 |
| Jackson Wahl | 3 | | | | | | | | | | | 0 |
| Caleb Stetz | 5 | | | | | | | | | | | 0 |
| Joey Roste | 7 | 4 | 7 | 2 | | | | | | | | 23 |
| Matt Bredman | 10 | 1 | 1 | | | | | | | | | 4 |
| Brady Martz | 15 | 1 | 1 | | | 4 | | | 1 | | | 13 |
| Brady Tweeton | 20 | 2 | 3 | 1 | 1 | | | | | | | 12 |
| Brooks Martinson | 21 | 1 | | | | | | | | | | 3 |
| Robert Mark | 22 | | | | | | | | | | | 0 |
| Brandon Holte | 23 | 1 | 1 | | | | | | | | 2 | 10 |
| Connor John | 27 | 1 | 1 | | | | | | | | | 4 |
| Cole Tharaldson | 28 | | | | | | | | | | 1 | 3 |
| Dominic Leu | 29 | 1 | 1 | | | | | | | | 2 | 10 |
| Chase Brenner | 30 | 1 | 2 | | | | | | | | | 5 |
| Grant Inniger | 31 | | | | | | | | | | | 0 |
| Kellen Hinsz | 32 | | | | | | | | | | | 0 |
| Nick Detloff | 33 | 1 | 2 | | | | | | | | | 5 |
| Blake Ishaug | 35 | | | | | | | | | | | 0 |
| Stanley Shoenecker | 40 | | | | | | | | | | | 0 |
| DJ Gardner | 42 | 1 | | 1 | | | | | 1 | | | 9 |
| Noah Vandal | 43 | 1 | 2 | | | | | | | | | 5 |
| Jalen Plath | 45 | | | | | | | | | | | 0 |
| Austyn Boyum | 49 | | | | | | | | | | | 0 |
| Alex Jennison | 50 | 1 | 1 | 2 | | 1 | | | 2 | | | 20 |
| Xavier Kadrmas | 52 | | 2 | | | | | | | | | 2 |
| Jackson Poepping | 53 | | 1 | | | | | | | | | 1 |
| Jonny Kletsch | 54 | | | | | | | | | | | 0 |
| Ellis Froslié | 55 | | 1 | | | | | | | | | 1 |
| Brett Allmaras | 57 | | | | | | | | | | 1 | 3 |
| Jared Poppel | 58 | 1 | | | | | | | | | | 3 |
| Chandler Burnside | 59 | | | | | | | | | | | 0 |
| Bradey Berg | 61 | 4 | 5 | 1 | | | | | | | 1 | 22 |
| Gabe Dent | 62 | | | | | | | | | | | 0 |
| Owen Jerald | 64 | | 1 | | | | | | | | | 1 |
| Gavin Camperud | 67 | | | | | | | | | | | 0 |
| Tristan Elliot | 70 | | | | | | | | | | | 0 |
| Jack Trowbridge | 73 | | | | | | | | | | | 0 |
| Jonah Lenoue | 75 | | | | | | | | | | | 0 |
| Tyler Stage | 76 | | | | | | | | | | | 0 |
| Kieran Johnson | 77 | 3 | 2 | 1 | | | 1 | | 1 | | | 20 |
| Ashton Johnson | 79 | | | | | | | | | | | 0 |
| Hunter Zenzen | 80 | | | | | | | | | | | 0 |
| Dustin Eaton | 82 | | | | | | | | | | | 0 |
| Matt Samuelson | 85 | 1 | 1 | | | | | | | | | 4 |
| Andrew Wastweet | 87 | | | | | | | | | | | 0 |
| | | | | | | | | | | | | 0 |
| | | | | | | | | | | | | 0 |
| | | | | | | | | | | | | 0 |
| | | | | | | | | | | | | 0 |

Trojans Steamroll Cowboys As Tweeton Continues To Shine

By: Tracy Hinsz

The Barnesville Trojans took the opening kickoff 80 yards for a touchdown on Friday evening, September 16 as they hosted the Breckenridge Cowboys. The Trojans kept their foot on the pedal the entire night in defeating the old Heart O' Lakes Conference and new Midwest District White Division rival Breckenridge, by the score of 58-13.

Brady Tweeton got things rolling with the opening kickoff return on another big night for the junior. Tweeton finished with eight carries for 158 yards rushing and four touchdowns, while adding an 80 yard kickoff return for another score and netting three, two-point conversions. It was his third consecutive big game.

After Jack Trowbridge converted the extra point for a 7-0 Trojan lead, Breckenridge came right back, scoring a touchdown on their first possession as Andrew Cram ran it in from 14 yards out. The PAT was good tying the score at seven.

The Cowboys decided to try a different approach to their kickoff and drilled it into the Trojan front line, but Barnesville was able to control the carom giving them great field position at their 49-yard line.

After an encroachment penalty on Breckenridge, Tweeton took the handoff up the middle and was off to the races again. He had to fend off a tackle at the 15-yard line before diving into the end zone for another touchdown. The PAT was not good, but the Trojans had retaken the lead at 13-7.

After both teams were forced to punt, the Trojans started with the ball at their 40-yard line. Brady Martz provided the big play as he burst off left tackle and rambled 42 yards to the Cowboys 15 yard line to end the first quarter. A few plays later, Tweeton would find pay dirt for the third time, this time from 11 yards out. He would also add

the two-point conversion for a 21-7 Trojan lead.

The Trojan defense would provide the next big play as linebacker, Kieran Johnson intercepted the tipped pass, returning it to the 50-yard line.

Barnesville would only take one play to convert a touchdown as quarterback, Caleb Stetz dropped back to pass and hit a wide open Austyn Boyum who only had one man to beat, making a nice cut back to find the end zone. Tweeton converted the two-point conversion run for a 29-7 lead.

Stetz would hit Connor John for a 50 yard touchdown pass on Barnesville's next possession with John doing most of the damage with his legs, as he zig zagged through a few defenders for the score. Tweeton added another two-point conversion to increase their lead to 30 points.

A Trojan turnover on a punt gave the Cowboys great field position, but the Trojans defense returned the favor as safety Preston Snobl forced a fumble that was recovered by Matt Bredman.

Barnesville would drive the ball down the field with Stetz hooking up with tight end Joey Roste on a screen pass that covered 26 yards down to the four-yard line. Tweeton got the call again and waltzed into the end zone untouched for another score. The two-point conversion failed, but the Trojans had a commanding lead 43-7.

After a great kickoff return set the Cowboys end up in Trojan territory. The Cowboys struck quickly as quarterback Carson Yaggie hit Steven Lipp for a 45-yard touchdown pass. The two-point conversion pass was not good making the score 43-13, which is how the half would end.

Tweeton would start the second half they way he began the first. On the Trojans first play on offense, Tweeton took a hand off and raced untouched 65 yards for a touchdown.

Trowbridge added the extra point for a 50-13 Barnesville lead.

The Trojan defense would recover a fumble on the Cowboys next possession as Martz fell on the loose ball at the 25-yard line. Barnesville would capitalize immediately as Cole Tharaldson took a hand off and raced 19 yards for the score. The extra point saw a high snap that Tharaldson could not gather, but he picked up the ball and raced to the right corner pylon, scoring the two-point conversion, that made the score 58-13 early in the third quarter.

Barnesville would insert their substitutes for the rest of the game with a running clock for the entire fourth quarter that did not see any more scoring with Barnesville rolling to a 58-13 victory.

"We set the tone from the start of the game, taking the opening kickoff 80 yards for a touchdown," said Head Coach Bryan Strand. "We executed that play perfectly, carrying out a great fake and blocking well. Brady Tweeton had another monstrous night scoring five touchdowns and adding three, two-point conversions. Our offensive line was opening huge holes and our running backs were getting big yards the entire game. Caleb Stetz was able to convert a few big passes that went for touchdowns as well.

Defensively, we shut down their passing attack for the most part holding Yaggie and Lipp to manageable numbers. Our kids came out ready to play after a torrential rainfall. They were excited from the get go and played with a lot of passion. It was a great win."

Caleb Stetz had a nice game completing three of five passes for 118 yards and two scores, helping the Trojan offense accumulate 501 yards of offense (383 yards rushing, 118 yards passing). The Trojan defense held the Cowboys to 281 yards of offense with 191 yards through the air and 90 yards on the ground.

Defensively, the Trojans were led by Connor John, who had eight tackles, one tackle for loss and one sack.

Brady Martz added six and a half tackles and a fumble recovery.

Chase Brenner and Brady Tweeton added five and a half tackles each with Kieran Johnson netting an interception and Matt Bredman recovering a fumble in the victory.

Barnesville's record now stands at 3-0 on the season. Their next game will be on the road at Frazee on Friday, September 23.

| | | | | | |
|--------------|----|----|----|---|----|
| Box Score | 1 | 2 | 3 | 4 | |
| Breckenridge | 7 | 6 | 0 | 0 | 13 |
| Barnesville | 13 | 30 | 15 | 0 | 58 |

B-Tweeton 80-yard kickoff return (Trowbridge kick)

C-Cram 14-yard run (Die zinger kick)

B-Tweeton 46-yard run (Kick Failed)

B-Tweeton 11-yard run (Tweeton Run)

B-Boyum 43-yard pass from Stetz (Tweeton Run)

B-John 50-yard pass from Stetz (Tweeton Run)

B-Tweeton 5-yard run (Run Failed)

C-Lipp 45-yard pass from Yaggie (Pass Failed)

B-Tweeton 65-yard run (Trowbridge Kick)

B-Tharaldson 19-yard run (Tharaldson Run)



On a Caleb Stetz pass, senior Austyn Boyum gets passed a lone Cowboy to add six to the scoreboard.

Individual Statistics

Rushing:

C Cram 7-36, Heitman 14-36, Peterson 4-9, Peterson 1-3, Yaggie 3-3, Wendorf 2-3

B Tweeton 8-158, John 6-27, Martz 4-61, Tharaldson 6-60, Brenner 4-26, Snobl 2-24, Bredman 4-17, Mark 1-7, Holte 1-3, Vandal 1-2 Stetz 1-(-2)

Passing:

C - Yaggie 16-25-1=191

B - Stetz 3-5-0=118

Receiving:

C - Lipp 7-82, Cram 2-49, Peterson 2-28, Heitman 4-25, Wienbar 1-7

B - Boyum 1-43, John 1-50, Roste 1-25



Senior Cole Tharaldson eludes the grasp of a Cowboy opponent to gain a couple of yards.



Andrew Wastweet #87, clears a path for Connor John who made his way into the end zone after a 50-yard run. John had a great night leading the Trojans with eight tackles, one tackle for a loss and one sack.

Offensive Stats vs Breckenridge

| RUSHING | Attempts | Yards | Average per rush | fumbles | Touchdowns | GAME STATS | Trojans | Opponent |
|------------------|----------|-------|------------------|---------|------------|-----------------|---------|----------|
| Brady Tweeton | 9 | 175 | 19.4 | | 4 | First Downs | 13 | 7 |
| Brady Martz | 4 | 61 | 15.3 | | | Rushing | 11 | 1 |
| Connor John | 6 | 26 | 4.3 | | | Passing | 1 | 5 |
| Cole Tharaldson | 6 | 55 | 9.2 | | 1 | Penalty | 1 | 1 |
| Chase Brenner | 4 | 19 | 4.8 | 1 | | Rushing Yards | 383 | 83 |
| Caleb Stetz | 1 | -2 | -2.0 | 1 | | Passing Yards | 125 | 144 |
| Nick Detloff | 0 | 0 | 0.0 | | | Total Offense | 508 | 227 |
| Robert Mark | 1 | 7 | 7.0 | | | Turnovers | 4 | 3 |
| Matt Bredman | 3 | 12 | 4.0 | | | Penalties | | |
| Preston Snobl | 2 | 18 | 9.0 | 1 | | Number | 7 | 5 |
| Brandon Holte | 2 | 7 | 3.5 | | | Yards penalized | 65 | 50 |
| Brooks Martinson | 1 | 5 | 5.0 | | | | | |
| Noah Vandal | 1 | 0 | 0.0 | 1 | | | | |

Total yards 40 383 0

| Scoring | Touchdown | 2pt Conv. | Xtra-pt | Field Goal | Safety | Total Points |
|-----------------|-----------|-----------|---------|------------|--------|--------------|
| Brady Tweeton | 5 | 3 | | | | 36 |
| Cole Tharaldson | 1 | 1 | | | | 8 |
| Jack Trowbridge | | | 2 | | | 2 |
| Brady Martz | | | | | | 0 |
| Chase Brenner | | | | | | 0 |
| Matt Bredman | | | | | | 0 |
| Connor John | 1 | | | | | 6 |
| Austyn Boyum | 1 | | | | | 6 |
| | | | | | | 58 |

| PASSING | Attempts | Completions | Yards | Average Per Pass | Touchdowns | Interceptions | Passing % |
|-------------|----------|-------------|-------|------------------|------------|---------------|-----------|
| Caleb Stetz | 5 | 3 | 125 | 41.7 | 2 | 0 | 60.0% |

| RECEIVING | Receptions | Yards | Avg. Per Catch | Touchdowns |
|-----------------|------------|-------|----------------|------------|
| Brady Tweeton | | | | |
| Connor John | 1 | 50 | | 1 |
| Cole Tharaldson | | | | |
| Austyn Boyum | 1 | 50 | | 1 |
| Joey Roste | 1 | 26 | | |

| KICKING | Type of Kick | Attempts | Yards | Avg. Per Kick | Xtr PT/FG | XTR Point Attempts | Made | FG ATT | Made |
|---------------|--------------|----------|-------|---------------|-----------------|--------------------|------|--------|------|
| Dominic Leu | KO | 8 | 326 | 40.8 | Jack Trowbridge | 3 | 2 | | |
| Joey Roste | Punt | 2 | 68 | 34.0 | | | | | |
| Brady Tweeton | KO | 1 | 30 | 30.0 | | | | | |

| RETURNS | Punt Returns Yardage | KO Returns Yardage | # Punt Returns | # KO Returns | Total Return Yards | Touchdowns |
|---------------|----------------------|--------------------|----------------|--------------|--------------------|------------|
| Brady Tweeton | 14 | 80 | 2 | 1 | 94 | 1 |
| Brady Martz | | | | | | |
| Connor John | | | | | | |
| Chase Brenner | 18 | | 1 | | 18 | |

| Defensive Stats vs. BRECKENRIDGE | | | | | | | | | | | | |
|----------------------------------|----|-----------------------|---------------------------|--------------------------|----------------------|------------------------|--------------------------|-----------|------------|-----------------------|-------------------------|--------------|
| Name | # | solo Tackles +3 | Assisted Tackles +1 | Tackle for loss +2 | Tipped pass +1 | Fumble caused +4 | Fumble recovery +3 | Int +5 | Sack +4 | Blocked Kick +5 | Tackle on Kick +3 | Total Points |
| Preston Snobl | 2 | | 4 | | 1 | 1 | | | | | 1 | 12 |
| Jackson Wahl | 3 | 1 | 1 | | | | | | | | | 4 |
| Caleb Stetz | 5 | | | | | | | | | | | 0 |
| Joey Roste | 7 | 4 | 4 | | 1 | | | | | | | 17 |
| Matt Bredman | 10 | | | | | | | 1 | | | | 3 |
| Brady Martz | 15 | 5 | 4 | | 1 | | | 1 | | | | 23 |
| Brady Tweeton | 20 | 5 | 3 | | | | | | | | 1 | 21 |
| Brooks Martinson | 21 | | | | | | | | | | | 0 |
| Robert Mark | 22 | | 1 | | | | | | | | | 1 |
| Brandon Holte | 23 | | | | | | | | | | | 0 |
| Connor John | 27 | 4 | 8 | 1 | | | | | | | | 22 |
| Cole Tharaldson | 28 | | | | | | | | | | 1 | 3 |
| Dominic Leu | 29 | 1 | | | | 1 | | | | | 2 | 13 |
| Chase Brenner | 30 | 2 | 1 | | 1 | | | | | | 3 | 17 |
| Grant Inniger | 31 | | | | | | | | | | | 0 |
| Kellen Hinsz | 32 | 1 | 1 | | | | | | | | 1 | 7 |
| Nick Detloff | 33 | 1 | 1 | | | | | | | | | 4 |
| Blake Ishaug | 35 | | | | | | | | | | | 0 |
| Stanley Shoenecker | 40 | | | | | | | | | | | 0 |
| DJ Gardner | 42 | | | | | | | | | | | 0 |
| Noah Vandal | 43 | | | | | | | | | | | 0 |
| Jalen Plath | 45 | | 1 | | | | | | | | | 1 |
| Austyn Boyum | 49 | | | | | | | | | | | 0 |
| Alex Jennison | 50 | | 1 | | | | | | | | | 1 |
| Xavier Kadirnas | 52 | 2 | 3 | | | | | | | | 1 | 12 |
| Jackson Poepping | 53 | | | | | | | | | | | 0 |
| Jonny Kletsch | 54 | | | | | | | | | | | 0 |
| Ellis Frostie | 55 | | | | | | | | | | | 0 |
| Brett Allmaras | 57 | | | | | | | | | | 1 | 3 |
| Jared Poppel | 58 | | 1 | | | | | | | | | 1 |
| Chandler Burnside | 59 | | | | | | | | | | | 0 |
| Bradey Berg | 61 | 2 | 2 | | | | | | | | | 8 |
| Gabe Dent | 62 | | | | | | | | | | | 0 |
| Owen Jerald | 64 | | | | | | | | | | | 0 |
| Gavin Camperud | 67 | | 2 | | | | | | | | | 2 |
| Tristan Elliot | 70 | | | | | | | | | | | 0 |
| Jack Trowbridge | 73 | | | | | | | | | | | 0 |
| Jonah Lenoue | 75 | | | | | | | | | | | 0 |
| Tyler Stage | 76 | | | | | | | | | | | 0 |
| Kieran Johnson | 77 | | 1 | | | | | 1 | | | | 6 |
| Ashton Johnson | 79 | | | | | | | | | | | 0 |
| Hunter Zenzen | 80 | | 2 | | | | | | | | | 2 |
| Dustin Eaton | 82 | | | | | | | | | | | 0 |
| Matt Samuelson | 85 | | | | | | | | | | | 0 |
| Andrew Wastweet | 87 | | | | | | | | | | | 0 |
| | | | | | | | | | | | | 0 |
| | | | | | | | | | | | | 0 |
| | | | | | | | | | | | | 0 |
| | | | | | | | | | | | | 0 |

Trojans Running Game Explodes In Victory Over Frazee

By: Tracy Hlnsz

The Barnesville Trojans used 13 different ball carriers to hammer out 546 rushing yards, led by Connor John's 167 yards on six carries with two scores and Brady Tweeton's 151 yards on nine carries and three touchdowns, in defeating the Frazee Hornets by the score of 61-12.

As so often happens in the game of football, the skill positions get all the glory while the lineman do a lot of the dirty work. Barnesville exploded on offense with their running game thanks to the play of center Jonny Kletsch, guards Kieran Johnson and Owen Jerald, tackles Jack Trowbridge and Brett Allmaras and tight ends Joey Roste and Austin Boyum. These gentlemen are opening holes wide enough for vehicles to drive through and when you have the athleticism the Trojans have at running back, large chunks of yards can be accumulated.

This game started off with a big play by the defense as Brady Tweeton intercepted a pass on the Hornets first play from scrimmage and returned it to the 50-yard line. On the second play on offense, Cole Tharaldson took an inside hand off and rambled 44 yards for the touchdown. Trowbridge added the PAT for a quick 7-0 lead.

Frazee had their best drive of the game on their next possession as they drove the length of the field and scored a touchdown on a five yard run. Preston Snobl blocked the extra point to keep Barnesville with a one-point lead.

The Trojan's next touchdown came from Connor John who scampered 60 yards up the middle for a touchdown. Trowbridge then converted the extra point again for a 14-6 lead.

Barnesville forced a punt on their next possession and started with the ball deep in Frazee territory. Tweeton would get the call and score on a 32 yard run. Trowbridge added his third PAT for a 21-6 Trojan lead.

The Trojan defense would force a

fumble on the next offensive series that was recovered by Tweeton. A few plays later, Tweeton would score on a 52 yard run added with a Trowbridge PAT to give Barnesville a 28-6 lead, as the first quarter came to a close.

After another Frazee punt, Barnesville would hit another home run on their first play from scrimmage. John took an inside hand off, cut to the outside and was off to the races, dodging one last tackler at 15 yard line as he raced across the goal line for a 72 yard touchdown run. Trowbridge kick was good and Barnesville had extended their lead to 35-6.

The Trojans would score their next touchdown as they marched it down the field before hitting on a Tweeton 34 yard run. The PAT was blocked making the score 41-6.

Frazee would get another score on a 15-yard touchdown pass. The two-point conversion was not good making the score 41-12 as both teams went into half time.

Barnesville would open the second half with a time consuming drive that ended with a Brady Martz one-yard touchdown run. The score would be 47-12 after the extra point was missed.

The Trojans would add two more touchdowns as Hunter Zenzen took a hand off and bulled into the end zone from the 11-yard line. The extra point was not good making the score 53-12.

Brandon Holte would add the last score of the game on a three-yard run with Tharaldson adding the two-point conversion. That finished the scoring for the night on a 61-12 Trojan victory.

"I was very pleased with our play offensively tonight," stated Head Coach Bryan Strand. "Our line was making some monstrous holes and the backs were running extremely hard. We were averaging 2-3 plays per drive and finished with 552 yards of total offense.

"Defensively, after their first

scoring drive of the game, we made some adjustments and stopped their running game much better. We held them to 140 total yards of offense. We are hustling and playing gritty football. It is a lot of fun to watch our team play.

"Next up is DGF. They are ranked second in Class AAA football and are playing very well. They are an outstanding team, very well coached with a lot of talent. We will need to have a great week of preparation to have a shot to win the game," concluded Strand.

Defensively, the Trojans were led by Preston Snobl what tallied eight tackles, three tackles on kicks, a tackle for loss, caused a fumble and blocked a kick. Nick Detloff added three tackles, a sack, two tackles for loss and two tackles on kicks, with Brady Tweeton adding five tackles, one tackle for loss, an interception, fumble recovery and a tackle on a kick.

Connor John tallied 12 total tackles, with Kieran Johnson netting five tackles, two tackles for loss and a sack, while Hunter Zenzen netted three tackles on kicks and a tackle for loss.

Brady Martz netted eight tackles and a tipped pass with Joey Roste adding six tackles with a tackle for loss in the victory.

The victory improves the Trojans record to 4-0 on the season. Barnesville will host Dilworth-Glyndon-Felton next Friday, September 30 for Homecoming.

| Box Score | 1 | 2 | 3 | 4 | |
|-------------|----|----|----|---|----|
| Barnesville | 28 | 13 | 12 | 8 | 61 |
| Frazee | 6 | 6 | 0 | 0 | 12 |

B-Tharaldson 44-yard run (Trowbridge kick)

F-Hiemenz 5-yard run (Kick Blocked)

B-John 60-yard run (Trowbridge kick)

B-Tweeton 32-yard run (Trowbridge kick)

B-Tweeton 52-yard run

(Trowbridge kick)

B-John 72-yard run (Trowbridge kick)

B-Tweeton 34-yard run (Kick Blocked)

F-Hoffmann 16-yard pass from Wacker (Run Failed)

B-Martz 1-yard run (Kick Failed)

B-Zenzen 11-yard run (Kick Failed)

B-Holte 3-yard run (Tharaldson Run)

Individual Statistics

Rushing:

F - Hiemenz 18-66, R. Drewes 10-33, Giefer 1-4, Wacker 3-3, G. Drewes 2-(-4)

B - Tweeton 9-151, Tharaldson 5-42, John 6-167, Martz 3-32, Brenner 4-57, Bredman 1-1, Stetz 8-18, Mark 2-43, Snobl 2-7, Holte 1-3, Zenzen 2-12, Wahl 2-7, Martinson 1-6

Passing:

F - Hoffmann 1-2-1=22, Wacker 1-4-0=16

B - Stetz 2-6-0=6

Receiving:

F - R. Drewes 1-22, Hoffmann 1-16

B - Tweeton 2-6




Connor John breaks free and is off to the races, ending in 6-point land.

Nick Detloff and Xavier Kadmas take care of the ball carrier as they break through the Frazee Hornet offensive line.





Robert Mark gets his chance off the bench and make it good, picking up some valuable yardage once he got his hands on the ball.



Preston Snobl was a one-man wrecking crew defensively against Frazee. He had a big night both on offense and defense against Frazee. Defensively he had eight solo tackles, three tackles on kicks, a tackle for a loss, caused a fumble and blocked a kick.

Offensive Stats vs Frazee

| RUSHING | Attempts | Yards | Average per rush | fumbles | Touchdowns |
|------------------|----------|-------|------------------|---------|------------|
| Brady Tweeton | 8 | 165 | 20.6 | | 3 |
| Brady Martz | 3 | 32 | 10.7 | | 1 |
| Connor John | 6 | 167 | 27.8 | | 2 |
| Cole Tharaldson | 5 | 42 | 8.4 | | 1 |
| Chase Brenner | 4 | 57 | 14.3 | 1 | |
| Caleb Stetz | 3 | 18 | 6.0 | | |
| Nick Detloff | | | | | |
| Robert Mark | 2 | 43 | 21.5 | | |
| Matt Bredman | 1 | 1 | 1.0 | | |
| Preston Snobl | 2 | 7 | 3.5 | | |
| Brandon Holte | 1 | 3 | 3.0 | | 1 |
| Brooks Martinson | 1 | 6 | 6.0 | | |
| Noah Vandal | | | | | |
| Hunter Zenzen | 2 | 12 | 6.0 | | 1 |
| Jackson Wahl | 2 | 7 | 3.5 | | |
| Total yards | 40 | 560 | 14.0 | 1 | 9 |

| Scoring | Touchdown | 2pt Conv. | Xtra-pt | Field Goal | Safety | Total Points |
|-----------------|-----------|-----------|---------|------------|--------|--------------|
| Brady Tweeton | 3 | | | | | 18 |
| Cole Tharaldson | 1 | 1 | | | | 8 |
| Jack Trowbridge | | | 5 | | | 5 |
| Brady Martz | 1 | | | | | 6 |
| Chase Brenner | | | | | | 0 |
| Matt Bredman | | | | | | 0 |
| Connor John | 2 | | | | | 12 |
| Austyn Boyum | | | | | | 0 |
| Brandon Holte | 1 | | | | | 6 |
| Hunter Zenzen | 1 | | | | | 6 |

| PASSING | Attempts | Completions | Yards | Average Per Pass | Touchdowns | Interceptions | Passing % |
|-------------|----------|-------------|-------|------------------|------------|---------------|-----------|
| Caleb Stetz | 6 | 2 | 7 | 3.5 | | 0 | 33.3% |

| RECEIVING | Receptions | Yards | Avg. Per Catch | Touchdowns |
|-----------------|------------|-------|----------------|------------|
| Brady Tweeton | 2 | 7 | | |
| Connor John | | | | |
| Cole Tharaldson | | | | |
| Austyn Boyum | | | | |
| Joey Roste | | | | |

| KICKING | Type of Kick | Attempts | Yards | Avg. Per Kick | Xtr PT/FG | Attempts | Made | ATT | Made |
|----------------|--------------|----------|-------|---------------|-----------------|----------|------|-----|------|
| Dominic Leu | KO | 7 | 297 | 42.4 | Jack Trowbridge | 8 | 5 | | |
| Joey Roste | Punt | 1 | 26 | 26.0 | Brady Tweeton | | | | |
| Brady Tweeton | KO | | | | | | | | |
| Owen Jerald | KO | 2 | 80 | 40.0 | | | | | |
| Matt Samuelson | KO | 1 | 60 | 60.0 | | | | | |

| RETURNS | Punt Returns Yardage | KO Returns Yardage | # Punt Returns | # KO Returns | Total Return Yards | Touchdowns |
|---------------|----------------------|--------------------|----------------|--------------|--------------------|------------|
| Brady Tweeton | | 9 | | 1 | 9 | |
| Brady Martz | | | | | 0 | |
| Connor John | | | | | 0 | |
| Chase Brenner | | | | | 0 | |
| Hunter Zenzen | | 5 | | 1 | 5 | |

| GAME STATS | Trojans | Opponent |
|-----------------|---------|----------|
| First Downs | 20 | 7 |
| Rushing | 20 | 3 |
| Passing | | 2 |
| Penalty | | 2 |
| Rushing Yards | 560 | 86 |
| Passing Yards | 7 | 38 |
| Total Offense | 567 | 124 |
| Turnovers | 1 | 3 |
| Penalties | | |
| Number | 3 | 5 |
| Yards penalized | 35 | 25 |

Defensive Stats vs. FRAZEE

| Name | # | solo Tackles +3 | Assisted Tackles +1 | Tackle for loss +2 | Tipped pass +1 | Fumble caused +4 | Fumble recovery +3 | Int +5 | Sack +4 | Blocked Kick +5 | Tackle on Kick +3 | Total Points |
|--------------------|----|-----------------------|---------------------------|--------------------------|----------------------|------------------------|--------------------------|-----------|------------|-----------------------|-------------------------|--------------|
| Preston Snobl | 2 | 1 | 7 | 1 | | | 1 | | | | 1 | 30 |
| Jackson Wahl | 3 | | 1 | | | | | | | | | 1 |
| Caleb Stetz | 5 | | | | | | | | | | | 0 |
| Joey Roste | 7 | 1 | 5 | 1 | | | | | | | | 10 |
| Matt Bredman | 10 | | | | | | | | | | | 0 |
| Brady Martz | 15 | 1 | 7 | | 1 | | | | | | | 11 |
| Brady Tweeton | 20 | | 5 | 1 | | | | 1 | 1 | | 1 | 18 |
| Brooks Martinson | 21 | | | | | | | | | | | 0 |
| Robert Mark | 22 | | | | | | | | | | | 0 |
| Brandon Holte | 23 | | | | | | | | | | | 0 |
| Connor John | 27 | 2 | 10 | | | | | | | | | 16 |
| Cole Tharaldson | 28 | | | | | | | | | | | 0 |
| Dominic Leu | 29 | | | | | | | | | | 3 | 9 |
| Chase Brenner | 30 | 1 | 2 | | | | | 1 | | | | 8 |
| Grant Inniger | 31 | | | | | | | | | | | 0 |
| Kellen Hinsz | 32 | | | | | | | | | | | 0 |
| Nick Detloff | 33 | 1 | 2 | 2 | | | | | | 1 | 2 | 19 |
| Blake Ishaug | 35 | | 2 | | | | | | | | | 2 |
| Stanley Shoenecker | 40 | | | | | | | | | | | 0 |
| DJ Gardner | 42 | | | | | | | | | | | 0 |
| Noah Vandal | 43 | | | | | | | | | | | 0 |
| Jalen Plath | 45 | | | | | | | | | | | 0 |
| Austyn Boyum | 49 | | | | | | | | | | | 0 |
| Alex Jennison | 50 | | 2 | | | | 1 | 1 | | | | 9 |
| Xavier Kadmas | 52 | | | | | | | | | | | 0 |
| Jackson Poepping | 53 | | | | | | | | | | | 0 |
| Jonny Kletsch | 54 | | | | | | | | | | | 0 |
| Ellis Froslic | 55 | | | | | | | | | | | 0 |
| Brett Allmaras | 57 | | | | | | | | | | 1 | 3 |
| Jared Poppel | 58 | | | | | | | | | | | 0 |
| Chandler Burnside | 59 | | 4 | | | | | | | | | 4 |
| Bradey Berg | 61 | | 6 | | | | | | | | | 6 |
| Gabe Dent | 62 | | | | | | | | | | | 0 |
| Owen Jerald | 64 | | | | | | | | | | | 0 |
| Gavin Camperud | 67 | | 1 | | | | | | | | | 1 |
| Tristan Elliot | 70 | | | | | | | | | | | 0 |
| Jack Trowbridge | 73 | | | | | | | | | | | 0 |
| Jonah Lenoue | 75 | | | | | | | | | | | 0 |
| Tyler Stage | 76 | | | | | | | | | | | 0 |
| Kieran Johnson | 77 | 1 | 4 | 2 | | | | | | 1 | | 15 |
| Ashton Johnson | 79 | | | | | | | | | | | 0 |
| Hunter Zenzen | 80 | 1 | | 1 | | | | | | | 3 | 14 |
| Dustin Eaton | 82 | | | | | | | | | | | 0 |
| Matt Samuelson | 85 | | | | | | | | | | | 0 |
| Andrew Wastweet | 87 | | | | | | | | | | | 0 |
| | | | | | | | | | | | | 0 |
| | | | | | | | | | | | | 0 |
| | | | | | | | | | | | | 0 |
| | | | | | | | | | | | | 0 |

It Was State Ranked #2 Against #2...

Trojans Rally To Defeat DGF In Battle Of Unbeatens

By: Tracy Hlnsz

With the game entering the fourth quarter on this beautiful Friday night and a stadium full of people back for Homecoming. The number two ranked team in Class 3A football, the Dilworth-Glyndon-Felton Rebels battled the number two ranked team in Class 2A, the Barnesville Trojans, in a game that did not disappoint.

A frantic finish saw Barnesville score 16 points in the last frame to take the lead and then force a fumble with time winding down. That fumble was recovered by the Trojan's Matt Bredman, which iced the 22-21 victory on a sensational and hard fought game.

This game had the makings of a marquee showdown from the beginning and both teams lived up to expectations.

DGF opened up with the kickoff and immediately struck for a big pass play to move deep into Barnesville territory. But, the Trojan defense would stiffen forcing a fourth and one play that was stuffed short as Preston Snobl and Joey Roste drilled the ball carrier behind the line of scrimmage, giving the Trojans the football.

Both defenses would be tough to move on, as they would force punts right out of the gate. The Trojan's Brady Martz would net the game's first turnover on an interception and follow that up with Barnesville's longest play on offense at that point on a 22 yard sweep play as the first quarter came to a close.

However, the Rebels would force another Trojan punt keeping the game scoreless, but changing the field position battle in Barnesville's favor.

DGF immediately hit on a long pass play on a tight end drag that covered 57 yards, putting the ball on the Trojan five-yard line. However, first down saw defensive end Hunter Zenzen stuff a running play for a five-yard loss. Barnesville forced a pair of incomplete passes on the next two downs, with Brady Tweeton

coming close to an interception.

The Rebels decided to try a 29-yard field goal that went wide right, keeping the game scoreless.

Barnesville took over at the 20-yard line and soon saw fullback, Connor John break loose on a 34 yard run, getting the ball to the 49.

The Trojans kept the drive alive with a third down completion of 10 yards from Caleb Stetz to Andrew Westweet, putting the ball on the Rebel 40 yard line.

Barnesville would continue to take yards by running the ball, eventually getting down to the three yard line, where Tweeton finished off the drive with a hard fought three yard run for the game's first score. The extra point was not good, but the Trojans had a 6-0 lead with halftime looming.

Barnesville had to survive a frantic rush down the field by the Rebels, but their defense stiffened forcing two straight incompletions as the half came to an end.

After starting the second half with the ball, the Trojans were forced to punt. The defense stuffed two straight rushing plays before breaking down on third down, allowing a 75 yard pass to tight end Bryce Anderson that saw, two Trojan defenders miss tackles allowing him to break free and race into the end zone for the Rebels first score. The extra point was good giving the Rebels a 7-6 lead early in the third quarter.

Barnesville was not able to get anything going, having to punt again and the Rebels finally put together a time consuming drive, mixing the pass and the run that was finished off with a seven-yard touchdown run by Garrett Scheel. The extra point was good and the Rebels had built a 14-6 lead.

The Trojans were reeling and needed a spark. Martz would provide that spark on the kickoff, taking the ball from the eight-yard line all the way to the Rebel 46 for a 46-yard return.

Connor John gashed the middle of the field with a 25 yard run to get the ball to the 20 yard line, but the next play saw a swarming Rebel defense strip Tweeton of the football, recovering the ball at the nine yard line. Although the Trojans did not score, their confidence seemed to grow on offense as they began to move the football.

The defense would provide a huge play as John intercepted a Rebel pass, giving the Trojans the ball at the 43-yard line. Barnesville was moving the ball on the ground and finally hit pay dirt as Tweeton took an inside hand off, leapt over a pile of players and raced to the end zone for a 28 yard touchdown. He would add the two-point conversion as well on a pass from Stetz that tied the game at 14 early in the fourth quarter.

DGF would take the ensuing kickoff 43 yards to the Trojan 40 yard line, giving the Rebels great field position. They would end the drive with a score on a 15-yard Scheel touchdown run to break the tie. The extra point was good giving the Rebels a 21-14 lead.

Barnesville would strike right back. On a second and 23 play at their own 29 yard line, Stetz hooked up with Tweeton on a beautiful pass that covered 66 yards before DGF forced him out at the five yard line.

Martz would finish the drive with a five-yard touchdown run to close the gap to one point at 21-20. Coach Strand immediately signaled for a two-point conversion that the Trojans would get as Stetz hit Martz with a pass to give Barnesville the lead at 22-21 with 3:11 remaining in the game.

The Rebels got the ball back and had one last drive in them, taking the ball down to the 27-yard line. They faced a fourth down and completed a pass for the first down, but the receiver tried to get extra yards as the Trojan defenders swarmed him and forced a fumble that looked to be going out of bounds.

However, alert safety Matt Bredman made a fantastic dive to grab the ball with his left hand and pulled it into his body for a fumble recovery that secured a Trojan victory, their 35th straight regular season win and 49th out of their last 50th on home turf since 2007.

"I thought it was a great battle," stated Head Coach Bryan Strand. "This was a fantastic win against a great team that kept our home winning streak alive as well. We played with a lot of heart and never gave up. Our run defense was excellent and we fought through our mistakes and penalties. We won the turnover battle that led us to the victory.

Caleb Stetz's pass to Brady Tweeton was absolutely perfect and got us close to their end zone. Caleb played very well, making some huge throws in the game. We were always planning on going for two if we scored the touchdown and everything worked out to perfection.

The crowd was large and loud and saw a fantastic game. This is one of the best games on our field in many years. Brady Tweeton, Brady Martz and Connor John ran hard and played very well. The offensive line

got things going in the second half and fought for every yard throughout the game.

Now we need to move on to Hawley and get ready for a very good Nugget football team at their place for their Homecoming. This has truly become a great rivalry game. One I look forward to each year. We will need all the support we can get so I hope to see another great crowd."

Offensively, the Trojans accumulated 300 total yards of offense with 224 yards rushing and 76 passing led by Brady Tweeton's 101 rushing yards and 66 receiving yards. Connor John tallied 98 yards rushing on 12 carries, while Caleb Stetz finished with three completions in four attempts for 76 yards in the victory.

The Trojan defense limited the Rebels to 338 total yards of offense, with 260 yards coming through the air and only 78 yards rushing. They forced three turnovers including the game saving fumble.

Connor John and Kieran Johnson led the Trojans with John netting 10 tackles, one tackle for loss and one interception, with Johnson tallying 13 tackles, four tackles for loss and

one tackle on a kick.

Joey Roste finished with six tackles, one tackle for loss and one tackle on a kick, with Brady Martz adding six tackles, one for loss, one tipped pass and one interception.

Brady Tweeton chipped in with six tackles, one tipped pass, and one tackle on a kick, with Chandler Burnside and Bradey Berg adding six tackles including two for loss, while Matt Bredman had a fumble recovery in the victory.

Barnesville improves their record to 5-0 on the season and travels to Hawley to face the Nuggets on Friday, October 7.

Box Score

| | 1 | 2 | 3 | 4 | F |
|-------------|---|---|----|----|------|
| DGF | 0 | 0 | 14 | 7 | - 21 |
| Barnesville | 0 | 6 | 0 | 16 | - 22 |

B-Tweeton 3-yard run (Kick Failed)

D-Anderson 75-yard pass from Bitker (Stalboerger Kick)

D-Scheel 7-yard run (Stalboerger Kick)

B-Tweeton 29-yard run (Tweeton Pass from Stetz)

D-Scheel 15-yard run (Stalboerger Kick)

B-Martz 5-yard run (Martz Pass from Stetz)

Individual Statistics

Rushing:

D Scheel 22-88, Taves 1-3, Edeen 4-1, Poehls 4 (-1), Beyer 4-(-13)

B Tweeton 16-101, Tharaldson 3-6, John 12-98, Martz 5-39, Stetz 8-(-20)

Passing:

D Edeen 10-17-2=185, Bitker 1-3-0=75

B Stetz 3-4-0=76

Receiving:

D Anderson 4-160, Beyer 2-42, Ewen 4-38, Scheel 1-20

B Tweeton 2-66, Wastweet 1-10



Connor John and Matthew Bredman team up to take down a Rebel runner at a close Homecoming game to end September.



Brady Martz interception took the ball away from the Rebels and put it back in the hands of the home team.



Bradey Berg, Chandler Burnside, Kieran Johnson and Hunter Zenzen team up to make life miserable for the DGF runner. Both the Trojans and Rebels played spirited defense all night.




Joey Roste gets his foot into one of the many punts that both teams kicked at the Homecoming success story.



Caleb Stetz is under center as Jonny Kletsch gets set to deliver the ball and open another offensive play.



Last minute instructions were delivered by the coaching staff just prior to kickoff at Homecoming 2016, Friday, September 30.



Brady Tweeton gets a block from Brett Allmaras down in the trenches under the Friday night lights at the Barnesville Athletic Complex.

FORCE
YOU CAN'T BEAT OUR FANS

TAKE THE FAMILY OUT!

FRIDAY/SATURDAY · *OCTOBER 14-15* · 7:05PM

Barnesville wins a thriller over DGF; keeps home winning streak intact

By Kevin Schnepf on Sep 30, 2016 at 10:03 p.m.



1/3



BARNESVILLE, Minn.—On a night meant for bonfires, homecoming courts and Carson Wentz autographed footballs, a long home winning streak was meant to stay alive.

In a matchup of No. 2 state ranked teams in their respective classes, Barnesville scored a touchdown and a two-point conversion with just over three minutes remaining to claim a 22-21 win over Dilworth-Glyndon-Felton and extend its regular-season home winning streak to 35 games.

ADVERTISING

"This means everything," said Barnesville's Brady Martz, whose 5-yard touchdown run cut the lead to 21-20 and his two-point conversion reception made it 22-21 with 3 minutes and 12 seconds remaining. "It was nerve wracking."

Especially when DGF marched all the way to the Barnesville 25 yard line with under a minute remaining. But on a fourth-down play, it was Martz who caused a fumble after Spencer Ewen hauled in what appeared to be a first-down reception. Matthew Bredman recovered the fumble on the 16 and Barnesville won the battle of unbeatens.

"I just had the biggest smile on my face after that fumble," said Barnesville's Brady Tweeton, who rushed for 119 yards.

But it was Tweeton's 66-yard catch from quarterback Caleb Stetz that set up the game-winning touchdown and two-point conversion. The play that had Tweeton streaking down the left sideline put Barnesville on the DGF 5-yard line.

"I knew I could get to the pass once he threw it," Tweeton said. "It was a perfect ball."

Based on comparative scores, this game live up to its billing.

Barnesville, now 5-0 and ranked No. 2 in Class 2A, entered the game with a 60-20 win over Crookston and a 58-13 win over Breckenridge. DGF, now 4-1 and ranked No. 2 in Class 3A, entered the game with a 44-24 win over Crookston and a 53-22 win over Breckenridge.

But there wouldn't be that much scoring Friday night.

"I thought it was going to be a battle ... World War III," said Barnesville head coach Bryan Strand, whose teams have now gone 49-1 at home since 2007. "This means a ton. There was a lot on the line with the home winning streak and we were playing against a great team."

Trailing 14-6, Barnesville started its comeback when Connor John came up with an interception near midfield. That set up a 29-yard touchdown run by Tweeton—who then caught an extra-point pass to tie the score 14-14 with 8:43 remaining.

But DGF regained the lead with 4:45 remaining when Garrett Scheel scored on a 15-yard run. The extra-point kick gave the Rebels a 21-14 lead.

Barnesville accomplished its goal to shut down DGF's running game. But DGF quarterback Ethan Edeen ended up passing for 256 yards.

"They have some tall receivers and that was not a good matchup for us," Strand said. "That was tough to prepare for."

So it all came down to a second-down play from the 5-yard line. That's where Martz took the handoff, cut back and found a hole to score the touchdown that made it 21-20.

Barnesville then used two timeouts to decide which play it wanted to run on the two-point conversion. Before the first time out, the plan was to give the ball to Tweeton. But after the second time out, they used Tweeton as a decoy and Stetz lofted a pass to a wide open Martz in the end zone for the game-winning two-point conversion.

"When they called that play, I knew it was going to work," Martz said.

DGF 0 0 14 7—21

Barnesville 0 6 0 16—22

B--Tweeton 3 run (kick failed)

DGF--Anderson 75 pass from Edeen (Stalboerger kick)

DGF--Scheel 7 run (Stalboerger kick)

B--Tweeton 28 run (Tweeton pass from Stetz)

DGF--Scheel 15 run (Stalboerger kick)

B--Martz 5 run (Martz pass from Stetz)

Recommended for you



Scoreboard

**Kevin Schnepf**

Kevin Schnepf is the sports editor for The Forum. He has been working at The Forum since 1986.

kschnepf@forumcomm.com

(701) 241-5549

SPONSORED CONTENT

United States drivers with no tickets in 3 years must read this

By Provide-Savings Insurance Quotes

Drivers are stunned that they never knew this. If you drive less than 50 mi/day, you better read this

Offensive Stats vs DGF

| RUSHING | | | | | | GAME STATS | | |
|------------------|----------------------|--------------------|------------------|------------------|-----------------|--------------------|---------|----------|
| | Attempts | Yards | Average per rush | fumbles | Touchdowns | First Downs | Trojans | Opponent |
| Brady Tweeton | 19 | 113 | 5.9 | 1 | 2 | Rushing | 11 | 11 |
| Brady Martz | 6 | 45 | 7.5 | | 1 | Passing | 8 | 6 |
| Connor John | 9 | 90 | 10.0 | | | Penalty | 2 | 4 |
| Cole Tharaldson | 3 | 4 | 1.3 | | | Rushing Yards | 1 | 1 |
| Chase Brenner | | | | | | Passing Yards | 236 | 78 |
| Caleb Stetz | 4 | -16 | -4.0 | | | Total Offense | 77 | 260 |
| Nick Detloff | | | | | | Turnovers | 313 | 338 |
| Robert Mark | | | | | | Penalties | 1 | 3 |
| Matt Bredman | | | | | | Number | 15 | 3 |
| Preston Snobl | | | | | | Yards penalized | 123 | 20 |
| Brandon Holte | | | | | | | | |
| Brooks Martinson | | | | | | | | |
| Noah Vandal | | | | | | | | |
| Hunter Zenzen | | | | | | | | |
| Jackson Wahl | | | | | | | | |
| Total yards | 41 | 236 | 5.8 | 0 | 3 | | | |
| Scoring | | | | | | Total Points | | |
| | Touchdown | 2pt Conv. | Xtra-pt | Field Goal | Safety | | | |
| Brady Tweeton | 2 | | | | | 12 | | |
| Cole Tharaldson | | | | | | 0 | | |
| Jack Trowbridge | | | | | | 0 | | |
| Brady Martz | 1 | 2 | | | | 10 | | |
| Chase Brenner | | | | | | | | |
| Matt Bredman | | | | | | | | |
| Connor John | | | | | | | | |
| Austyn Boyum | | | | | | | | |
| Brandon Holte | | | | | | | | |
| Hunter Zenzen | | | | | | 22 | | |
| PASSING | | | | | | Passing % | | |
| | Attempts | Completions | Yards | Average Per Pass | Touchdowns | Interceptions | | |
| Caleb Stetz | 3 | 2 | 77 | 38.5 | | 0 | 66.7% | |
| RECEIVING | | | | | | XTR Point | | |
| | Receptions | Yards | Avg. Per Catch | Touchdowns | | Attempts | Made | ATT |
| Brady Tweeton | 2 | 67 | | | | | | |
| Connor John | | | | | | | | |
| Cole Tharaldson | | | | | | | | |
| Austyn Boyum | | | | | | | | |
| Joey Roste | | | | | | | | |
| Andrew Wastweet | 1 | 10 | | | | | | |
| KICKING | | | | | | FG | | |
| | Type of Kick | Attempts | Yards | Avg. Per Kick | Xtr PT/FG | Attempts | Made | ATT |
| Dominic Leu | KO | 4 | 151 | 37.8 | Jack Trowbridge | 1 | 0 | |
| Joey Roste | Punt | 4 | 106 | 26.5 | Brady Tweeton | | | |
| Brady Tweeton | KO | | | | | | | |
| RETURNS | | | | | | Total Return Yards | | |
| | Punt Returns Yardage | KO Returns Yardage | # Punt Returns | # KO Returns | | Touchdowns | | |
| Brady Tweeton | | | | | 0 | | | |
| Brady Martz | | 57 | | 2 | 57 | | | |
| Connor John | | | | | 0 | | | |
| Chase Brenner | | | | | | | | |

Defensive Stats vs. DGF

| Name | # | solo Tackles +3 | Assisted Tackles +1 | Tackle for loss +2 | Tipped pass +1 | Fumble caused +4 | Fumble recovery +3 | Int +5 | Sack +4 | Blocked Kick +5 | Tackle on Kick +3 | Total Points |
|--------------------|----|-----------------------|---------------------------|--------------------------|----------------------|------------------------|--------------------------|-----------|------------|-----------------------|-------------------------|--------------|
| Preston Snobl | 2 | | | 1 | 1 | | | | | | 1 | 6 |
| Jackson Wahl | 3 | | | | | | | | | | | 0 |
| Caleb Stetz | 5 | | | | | | | | | | | 0 |
| Joey Roste | 7 | 3 | | 3 | 1 | | | | | | 1 | 17 |
| Matt Bredman | 10 | | | | | | | 1 | | | | 3 |
| Brady Martz | 15 | 1 | | 5 | 1 | | | | 1 | | | 16 |
| Brady Tweeton | 20 | 2 | | 4 | | | | | | | 1 | 14 |
| Brooks Martinson | 21 | | | | | | | | | | | 0 |
| Robert Mark | 22 | | | | | | | | | | | 0 |
| Brandon Holte | 23 | | | | | | | | | | | 0 |
| Connor John | 27 | 3 | | 4 | 1 | | | | 1 | | 1 | 23 |
| Cole Tharaldson | 28 | | | | | | | | | | | 0 |
| Dominic Leu | 29 | | | 2 | | | | | | | 1 | 5 |
| Chase Brenner | 30 | | | 3 | | | | | | | | 3 |
| Grant Inniger | 31 | | | | | | | | | | | 0 |
| Kellen Hinsz | 32 | | | | | | | | | | | 0 |
| Nick Detloff | 33 | | | 2 | 1 | | | | | | | 4 |
| Blake Ishaug | 35 | | | | | | | | | | | 0 |
| Stanley Shoenecker | 40 | | | | | | | | | | | 0 |
| DJ Gardner | 42 | | | | | | | | | | | 0 |
| Noah Vandal | 43 | | | | | | | | | | | 0 |
| Jalen Plath | 45 | | | | | | | | | | | 0 |
| Austyn Boyum | 49 | | | | | | | | | | | 0 |
| Alex Jennison | 50 | | | 1 | 1 | | | | | | 1 | 6 |
| Xavier Kadrmas | 52 | | | | | | | | | | | 0 |
| Jackson Poepping | 53 | | | | | | | | | | | 0 |
| Jonny Kletsch | 54 | | | | | | | | | | | 0 |
| Ellis Froslic | 55 | | | | | | | | | | | 0 |
| Brett Allmaras | 57 | | | | | | | | | | | 0 |
| Jared Poppel | 58 | | | | | | | | | | | 0 |
| Chandler Burnside | 59 | 1 | | 5 | 2 | | | | | | | 12 |
| Bradey Berg | 61 | | | 6 | 2 | | | | | | | 10 |
| Gabe Dent | 62 | | | | | | | | | | | 0 |
| Owen Jerald | 64 | | | | | | | | | | | 0 |
| Gavin Camperud | 67 | | | | | | | | | | | 0 |
| Tristan Elliot | 70 | | | | | | | | | | | 0 |
| Jack Trowbridge | 73 | | | | | | | | | | | 0 |
| Jonah Lenoue | 75 | | | | | | | | | | | 0 |
| Tyler Stage | 76 | | | | | | | | | | | 0 |
| Kieran Johnson | 77 | 1 | | 12 | 4 | | | | | | 1 | 26 |
| Ashton Johnson | 79 | | | | | | | | | | | 0 |
| Hunter Zenzen | 80 | 1 | | 5 | 1 | | | | | | | 10 |
| Dustin Eaton | 82 | | | | | | | | | | | 0 |
| Matt Samuelson | 85 | | | | | | | | | | | 0 |
| Andrew Wastweet | 87 | | | | | | | | | | | 0 |




TAKE THE FAMILY OUT!

FRIDAY/SATURDAY · OCTOBER 14-15 · 7:05PM

Barnesville's Tweeton never let arthritis stop him

By Chris Murphy on Sep 14, 2016 at 7:30 p.m.



1 / 2



BARNESVILLE, Minn.—Barnesville junior running back and defensive back Brady Tweeton wants no pity. People are always asking him if he's OK. They even ask him if at 40 will he be able to move because of juvenile idiopathic arthritis.

Everyone gets the same answer. "I'm fine."

Barnesville coach Bryan Strand got that answer when shin splints were causing Tweeton to limp at practice. Strand yelled at him when Tweeton said he was fine because he knew he wasn't.

ADVERTISING



"He said 'Coach, I'll be fine on game day," Strand said. "He games it up. He's going to game. No matter what's going on or how much pain he's in he's going to go out there and outwork everybody else."

Tweeton played a full football season with a broken finger last year. It wasn't until his mom, Ann, noticed in church his finger was crooked that they figured out it was broken. He had never mentioned any pain.

At 13, he couldn't help but mention something. He woke up and was unable to make a fist. No matter what he did his fingertips simply couldn't get to his palm. After four different doctors, Tweeton was sent to Mayo Clinic and was diagnosed with juvenile idiopathic arthritis in his left wrist, elbow, ankle and toes.

"It was scary," Ann said. "You have so many questions go through your head. You didn't know if it was permanent, if it can come back. They have no idea what causes it or what triggers it."

"Instantly when I heard arthritis I was like, 'Are you serious? How is this happening?'" Brady said. "I had no idea what to think. I was so shocked. That was one of the last thoughts in my mind. I had no idea what it was."

Strand wasn't sure he'd be able to play sports.

"I've watched him since he was in fifth-grade football," Strand said. "The kid has been scoring touchdowns forever. He's fun to watch and then now we start talking about that he might not be able to play high school sports. That's a scary thing, but mom was on top of it."

Tweeton had played football since fifth grade, wrestled since he was 4 and played baseball since he was 8. Juvenile idiopathic arthritis was never going to stop him from any of that.

He did his stretches, including some for his ankles and hands during class or whenever he was sitting for long periods of time. Ann was in his ear if he ever thought about not doing his stretches. Ann delivered his Humira shots every two weeks because Brady couldn't do it himself, and he's been taking medication.

Three years after waking up unable to make a first, he's rushed for 396 yards and six touchdowns on 22 carries to go along with a touchdown catch this season for No. 3-ranked Barnesville. He will wrestle his fifth season on

varsity and will play his third season of varsity baseball. He can also add a 3.90 grade-point average to his resume.

"He is the kid any parent would want their kid being like," Strand said.

Three years after waking up unable to make a fist, medication is slowly being eliminated from his routine and he was told he's arthritis free. The Tweetons are hoping an appointment in October makes it official.

For most in Tweeton's situation, there's questions about his future and whether arthritis will come back. Not Tweeton.


"I don't really think about that," Brady said. "I'm fine and I'll be fine."

**Chris Murphy**

Chris Murphy is a sports reporter for the Forum. He's covered high school and college sports in Chicago, North Dakota and Minnesota since 2009 and, for some reason, has been given awards for doing so.

cmurphy@forumcomm.com

(701) 241-5548

SPONSORED CONTENT**Hungry in the Morning? Here's the Sandwich You Need to Meet**

By Chick-fil-A

ADVERTISEMENT


2

ON-SITE JOB FAIR
OCT. 20 | 4-7 PM
HIRING MULTIPLE POSITIONS WITH GREAT BENEFITS!
APPLY ONLINE BEFORE ATTENDING CAREER FAIR!



Preps Plus: Two football games to watch

By Chris Murphy on Oct 5, 2016 at 2:00 p.m.



Barnesville at Hawley

7 p.m., Friday, at Dale Skallerud Athletic Complex

Last season was the first time Hawley finished with a record below .500 since Peder Naatz took over as coach in 2000. It was an eye opener for many in Hawley.

"It was a reality check that was good for everyone," Naatz said. "Good for our football program, coaching staff and the school and the community. We had always been going up for so many years, and you're bound to run low once in awhile. You take it for what it's

worth and use it as a learning experience. Overall, it was just a reality that the good times don't always last forever. You have to be able to provide in the sort of lean times and keep a positive frame of mind."

ADVERTISING



0 (0:00)

Hawley enters Friday's matchup with rival Barnesville with a 4-1 record. The Nuggets lost to Perham 36-14 last season and beat the Yellowjackets 33-32 to open this season. They lost to Dilworth-Glyndon-Felton, a team a class above them, 54-12 last season, and lost 20-12 this season. Barnesville rolled Hawley last season 49-0, but, as this season is showing, that was a different Hawley team.

"Our group of seniors are willing to do whatever it takes to be successful," Naatz said. "We have guys who are playing several different positions. They're very willing to change positions and give up some play time to play somewhere else, so we can get better overall. It's been a very selfless group of kids."

Barnesville is coming off its first win over D-G-F in 13 years—a win that pushed the Trojans to 5-0. This could very well be a preview for the Class 2A, Section 8 championship game.

"This has to be a big game for us," Naatz said. "We have to play well, but if we don't, we're fairly certain we'll get another shot at them and that's where it really counts."

Dominant Second Half Leads Barnesville To Victory Over Hawley 40-18

By: Tracy Hinsz

The Barnesville Trojans broke open a close game in the second half, outscoring the Hawley Nuggets 20-0 to win by the score of 40-18 on Homecoming night in Hawley on Friday evening, October 7.

The Trojans opened up with the football and quickly drove the length of the field, capping off the drive with a beautiful play and a better run as Caleb Stetz made a great run fake, while passing the ball to Brady Martz, who made one man miss and was off to the races for a 34 yard touchdown. After a penalty wiped out the two-point conversion run, the Nuggets stopped the Trojans short of the goal line on a completed pass to keep the score 6-0 Barnesville.

After both teams were forced to punt, the Nuggets put together a nice drive that culminated with a 38-yard pass from Drew Thompson to Donnie Loegering for the touchdown. The extra point was not good, knotting the game up at six, which is how the first quarter would end.

The Trojans started the second quarter pounding the ball on the ground, netting huge yards. Jonny Kletsch, Kieran Johnson, Owen Jerald, Brett Allmaras, Jack Trowbridge, Joey Roste and Austyn Boyum were blowing open huge holes for Brady Tweeton, Connor John and Brady Martz to run through.

Martz had the huge play; getting the ball to the one-yard line on a 14 yard run, with John finishing off the drive with a one-yard plunge. The two-point run was not good making the score 12-6 Barnesville.

The Nuggets responded with a Loegering 67 yard touchdown run that tied the game at 12, after Hawley's two-point run was stopped short.

Barnesville started their next possession with great field position after Chase Brenner returned the kickoff to the Nugget 49 yard line.

The Trojans ran the ball all the

way down to the one yard line again, with John netting his second score of the game, while also adding the two-point conversion for a 20-12 Barnesville lead.

Back came Hawley as they marched down the field using the pass and the run before Loegering ended the drive with his third score of the game from 10 yards out. The two-point conversion pass was incomplete making the score 20-18.

The Trojans drove the field in short order as time was running out, but Stetz's pass to Tweeton was ruled incomplete as the clock read zero with the Trojans holding a two point lead at the half.

Hawley began the second half with the football and moved down into scoring territory, before the Trojans defense stiffened, forcing a fourth down, incomplete pass. Barnesville took over on downs and proceeded to march down the field with the run, with Tweeton finishing the drive with a 19-yard touchdown run. Tweeton added the two-point conversion for a 28-18 lead.

The next possession saw the Trojans force a punt that was blocked by Barnesville's Preston Snobl and recovered on the five yard line.

John finished the short drive with his third rushing touchdown of the game that made the score 34-18 after the missed PAT.

Barnesville continued to stop the Nuggets offense in the second half after some halftime adjustments and forced another punt. The offense continued to click on all cylinders as they drove the field again, finishing off with another Tweeton touchdown run, this time from 18 yards out for a 40-18 advantage after missing the extra point.

Both teams would get their substitutes into the game, running out the second half as the second ranked team in the state, Barnesville defeated the eighth ranked team in the state, Hawley, by the score of 40-18.

"I thought we played very well against a very good team in Hawley," stated Head Coach Bryan Strand. "The Nuggets can run and throw the ball, which makes them a scary team to defend. They had a few bad breaks that opened up the score of this game; otherwise the game could have gone down to the wire.

"Our offensive line dominated the trenches tonight. Our running backs had huge holes to run through and gained big yards. Defensively, we were overplaying the run in the first half, but our halftime adjustments contained their cut back run and allowed us to open up the game on the scoreboard.

"We are 6-0 at this point and the kids should be proud of their efforts. It is a testament to their hard work. We have Warroad this week and they are a very big team with a 4-2 record. This will be a very good test for us again."

Barnesville finished the game with 447 yards of total offense, with 413 of those yards coming on the ground, while holding the Nuggets to 295 total yards, with 186 coming by the run and 109 through the air.

Preston Snobl led the team in defensive points with six total tackles, one fumble caused, one tackle on a kick and one blocked kick. Kieran Johnson added 11 tackles, including one tackle for loss.

Brady Martz added eight tackles, with Hunter Zenzen netting three tackles, with two on kicks. Joey Roste tallied six tackles, with Dominic Leu adding five tackles, one for loss and one tackle on a kick, while Brady Berg added two tackles, one for loss and a sack in the victory.

Barnesville's record now stands at 6-0 on the season.

| | | | | | |
|-------------|---|----|----|---|----|
| Box Score | 1 | 2 | 3 | 4 | |
| Barnesville | 6 | 14 | 14 | 6 | 40 |
| Hawley | 6 | 12 | 0 | 0 | 18 |

B-Martz 34-yard pass from Stetz (Pass Failed)

H-Loegering 38-yard pass from

Thompson (Kick Failed)
 B-John 2-yard run (Run Failed)
 H-Loegeving 67-yard run (Run Failed)
 B-John 1-yard run (John Run)
 H-Loegeving 10-yard run (Pass Failed)
 B-Tweeton 19-yard run (Tweeton Run)
 B-John 2-yard run (Kick Failed)
 B-Tweeton 18-yard run (Kick Failed)

Individual Statistics

Rushing:

H - Loegeving 14-132, Vetter 3-17, Cossette 3-15, Omberg 4-10, Blakeway 4-9, Thompson 1-2, Wilke 1-1

B - Tweeton 15-177, Tharaldson 5-41, John 15-100, Martz 9-92, Detloff 1-9, Wahl 2-1, Mark 1-(-1), Stetz 2-(-6)

Passing:

H - Thompson 6-16-0=105, Vetter 2-3-0=4

B - Stetz 1-3-0=34

Receiving:

H - Loegeving 2-57, Fenske 1-25, Libak 3-15, Thompson 1-9, Glad 1-3
 B - Martz 1-34



Quarterback Caleb Stetz deters a tackle as he looks downfield. Stetz was on the run a majority of the night as the Trojans came out victorious against rival Hawley Nuggets.




Sophomore Nick Detloff paved a path through a tough Nugget defense.



Preston Snobl, Brooks Martinson and Matthew Bredman clear a path for running back Jackson Wahl in fourth quarter football action.



Cole Tharaldson gets some unwanted air time as a Nugget defender takes him down.



It was a one-man tackle against Hawley Nugget dominator Donnie Loegering. Trojan Kieran Johnson holds on for the fall under the lights Friday night. Johnson had a good night with 11 tackles including one for a loss.

ON-SITE JOB FAIR**OCT. 20 | 4-7 PM**HIRING MULTIPLE POSITIONS WITH GREAT BENEFITS!
APPLY ONLINE BEFORE ATTENDING CAREER FAIR!

No. 2 Barnesville uses strong second half to power past No. 8 Hawley

By Eric Peterson on Oct 8, 2016 at 3:40 a.m.



00:02

00:50

1 / 4

HAWLEY, Minn.—The No. 2-ranked Barnesville Trojans kept chewing up yardage and scoring points in the second half. The No. 8-ranked Hawley Nuggets couldn't keep pace.

Barnesville scored three touchdowns after halftime and held Hawley scoreless over the final two quarters to fuel a 40-18 road victory Friday, Oct. 7, in Minnesota Class 2A, Section 8 football.

"Momentum is such a big thing, and once you get it on your side, it's awesome," Barnesville head coach Bryan Strand said.

Barnesville (6-0) remained undefeated. Hawley (4-2) trailed by two points at halftime, but couldn't find the end zone in the second half.

"The win is awesome ... it's a big rival for us," Strand said. "When I started 13 years ago, we wanted to be like Hawley. We wanted to have that program. Year in and year out, they are just good."

Barnesville rushed for more than 400 yards and had three different running backs rush for at least 90 yards. Senior back Connor John rushed for 109 yards and three touchdowns on 15 attempts. Junior back Brady Tweeton added 168 rushing yards and two touchdowns on 14 carries. Junior back Brady Martz rushed for 92 yards on nine attempts and also caught a 34-yard touchdown pass.

"We've got four really good backs," Strand said. We want to run and we'll pass if we have to."

The Trojans only attempted three passes against Hawley with all three coming in the first half. Barnesville outscored the Nuggets 20-0 in the second half.

"We had a big talk at halftime," John said.

Tweeton capped his strong effort with 13-yard touchdown run that gave the Trojans a 40-18 lead with 6 minutes, 22 seconds remaining in the fourth quarter. He also scored on a 19-yard run in the third quarter. John scored Barnesville's other second-half touchdown, which was his third of the game.

"Our blocking has been good every week and we continue to work hard," John said. "We never stop. We always keep pushing ourselves through everything."

John had a big first half for Barnesville, rushing for 76 yards and two scores on nine carries. The 6-foot-1, 180-pound John scored on a 1-yard run and then added the two-point conversion to give the Trojans a 20-12 lead with 3:29 remaining in the second quarter.

The Nuggets answered minutes later. Nuggets junior running back Donnie Loegering scored on a 10-yard touchdown run, cutting the Barnesville lead to 20-18 with 1:02

remaining until halftime.

Loegering had a strong first half for the Nuggets, scoring three touchdowns. He caught a 38-yard touchdown pass from senior quarterback Drew Thompson in the first quarter. The 6-foot, 168-pound Loegering rushed for 125 yards and two touchdowns on nine carries through the first two quarters. He finished with 136 yards on 15 attempts.

The Nuggets threatened to take the lead on the first possession of the second half. Hawley moved the ball to the Barnesville 10-yard line. However, a holding penalty and three incomplete passes stalled that drive. The Nuggets turned it over on downs and Barnesville scored on its next three possessions.

Strand said his defense played with more discipline in the second half.

"We work hard on assignments and we weren't doing that in the first half," Strand said. "Guys were trying to do somebody else's job. I got after them really hard at halftime."

Barnesville 6 14 14 6--40

Hawley 6 12 0 0--18

B--Martz 34 pass from Stetz (pass failed)

H--Loegering 38 pass from Thompson (kick blocked)

B--John 1 run (run failed)

H--Loegering 67 run (run failed)

B--John 1 run (John run)

H--Loegering 10 run (pass failed)

B--Tweeton 19 run (Tweeton run)

B--John 1 run (kick failed)

B--Tweeton 13 run (kick failed)

**Eric Peterson**

Peterson covers college athletics for The Forum, including Concordia College and Minnesota State Moorhead. He also covers the Fargo-Moorhead RedHawks independent baseball team and helps out with North Dakota State football coverage. Peterson has been working at the newspaper since 1996.

Have a comment to share about a story? Letters to the editor should include author's name, address and phone number. Generally, letters should be no longer than 250 words. All letters are subject to editing. Send to letters@forumcomm.com

epeterson@forumcomm.com

(701) 241-5513

SPONSORED CONTENT

United States drivers with no tickets in 3 years must read this

By Provide-Savings Insurance Quotes

Drivers are stunned that they never knew this. If you drive less than 50 mi/day, you better read this

ADVERTISEMENT

Offensive Stats vs Hawley

| RUSHING | Attempts | Yards | Average per rush | fumbles | Touchdowns |
|------------------|----------|-------|------------------|---------|------------|
| Brady Tweeton | 15 | 177 | 11.8 | | 2 |
| Brady Martz | 9 | 92 | 10.2 | | |
| Connor John | 15 | 100 | 6.7 | | 3 |
| Cole Tharaldson | 5 | 41 | 8.2 | | |
| Chase Brenner | | | | | |
| Caleb Stetz | 2 | -6 | -3.0 | | |
| Nick Detloff | 1 | 9 | 9.0 | | |
| Robert Mark | 1 | -1 | -1.0 | | |
| Matt Bredman | | | | | |
| Preston Snobl | | | | | |
| Brandon Holte | | | | | |
| Brooks Martinson | | | | | |
| Noah Vandal | | | | | |
| Hunter Zenzen | | | | | |
| Jackson Wahl | 2 | 1 | 0.5 | | |

Total yards 50 413 8.3 0 5

| Scoring | Touchdown | 2pt Conv. | Xtra-pt | Field Goal | Safety | Total Points |
|-----------------|-----------|-----------|---------|------------|--------|--------------|
| Brady Tweeton | 2 | 1 | | | | 14 |
| Cole Tharaldson | | | | | | 0 |
| Jack Trowbridge | | | | | | 0 |
| Brady Martz | 1 | | | | | 6 |
| Chase Brenner | | | | | | 0 |
| Matt Bredman | | | | | | 0 |
| Connor John | 3 | 1 | | | | 20 |
| Austyn Boyum | | | | | | 0 |
| Brandon Holte | | | | | | |
| Hunter Zenzen | | | | | | 40 |

| GAME STATS | Trojans | Opponent |
|-----------------|---------|----------|
| First Downs | 18 | 12 |
| Rushing | 18 | 6 |
| Passing | 0 | 4 |
| Penalty | 0 | 2 |
| Rushing Yards | 413 | 186 |
| Passing Yards | 34 | 109 |
| Total Offense | 447 | 295 |
| Turnovers | 0 | 1 |
| Penalties | | |
| Number | 8 | 6 |
| Yards penalized | 70 | 55 |

| PASSING | Attempts | Completions | Yards | Average Per Pass | Touchdowns | Interceptions | Passing % |
|-------------|----------|-------------|-------|------------------|------------|---------------|-----------|
| Caleb Stetz | 3 | 1 | 34 | 34.0 | 1 | | 33.3% |

| RECEIVING | Receptions | Yards | Avg. Per Catch | Touchdowns |
|-----------------|------------|-------|----------------|------------|
| Brady Tweeton | | | | |
| Connor John | | | | |
| Cole Tharaldson | | | | |
| Austyn Boyum | | | | |
| Joey Roste | | | | |
| Andrew Wastweet | | | | |
| Brady Martz | 1 | 34 | 34.0 | 1 |

| KICKING | Type of Kick | Attempts | Yards | Avg. Per Kick | Xtra Pts |
|---------------|--------------|----------|-------|---------------|-----------------|
| Dominic Leu | KO | 7 | 303 | 43.3 | Jack Trowbridge |
| Joey Roste | Punt | 1 | 29 | 29.0 | Brady Tweeton |
| Brady Tweeton | KO | | | | Matt Samuelson |

| XTR Point | | FG | |
|-----------|------|-----|------|
| Attempts | Made | ATT | Made |
| 2 | 0 | | |

| RETURNS | Punt Returns Yardage | KO Returns Yardage | # Punt Returns | # KO Returns | Total Return Yards | Touchdowns |
|---------------|----------------------|--------------------|----------------|--------------|--------------------|------------|
| Brady Tweeton | | | | | 0 | |
| Brady Martz | | 48 | | 2 | 48 | |
| Connor John | | | | | 0 | |
| Chase Brenner | | 48 | | 2 | 48 | |

| Defensive Stats vs. HAWLEY | | | | | | | | | | | | |
|----------------------------|----|-----------------------|---------------------------|--------------------------|----------------------|------------------------|--------------------------|-----------|------------|-----------------------|-------------------------|--------------|
| Name | # | solo Tackles +3 | Assisted Tackles +1 | Tackle for loss +2 | Tipped pass +1 | Fumble caused +4 | Fumble recovery +3 | Int +5 | Sack +4 | Blocked Kick +5 | Tackle on Kick +3 | Total Points |
| Preston Snobl | 2 | 3 | 3 | | | 1 | | | | 1 | 1 | 24 |
| Jackson Wahl | 3 | | | | | | | | | | | 0 |
| Caleb Stetz | 5 | | | | | | | | | | | 0 |
| Joey Roste | 7 | 2 | 4 | | | | | | | | | 10 |
| Matt Bredman | 10 | | 1 | | | | 1 | | | | | 4 |
| Brady Martz | 15 | 3 | 5 | | | | | | | | | 14 |
| Brady Tweeton | 20 | 1 | 2 | | | | | | | | | 5 |
| Brooks Martinson | 21 | | | | | | | | | | | 0 |
| Robert Mark | 22 | | | | | | | | | | | 0 |
| Brandon Holte | 23 | | 1 | | | | | | | | | 1 |
| Connor John | 27 | | 4 | | | | | | | | | 4 |
| Cole Tharaldson | 28 | | | | | | | | | | | 0 |
| Dominic Leu | 29 | | 5 | 1 | | | | | | | 1 | 10 |
| Chase Brenner | 30 | 1 | 2 | | | | | | | | | 5 |
| Grant Inniger | 31 | | | | | | | | | | | 0 |
| Kellen Hinsz | 32 | | | | | | | | | | | 0 |
| Nick Detloff | 33 | | 1 | 1 | | | | | | | | 3 |
| Blake Ishaug | 35 | | 1 | | | | | | | | | 1 |
| Stanley Shoenecker | 40 | | | | | | | | | | | 0 |
| DJ Gardner | 42 | | 1 | | | | | | | | | 1 |
| Noah Vandal | 43 | | | | | | | | | | | 0 |
| Jalen Plath | 45 | | | | | | | | | | | 0 |
| Austyn Boyum | 49 | | | | | | | | | | | 0 |
| Alex Jennison | 50 | | | | | | | | | | 2 | 6 |
| Xavier Kadrmaz | 52 | | 1 | | | | | | | | | 1 |
| Jackson Poepping | 53 | | | | | | | | | | | 0 |
| Jonny Kletsch | 54 | | | | | | | | | | | 0 |
| Ellis Froslic | 55 | | | | | | | | | | | 0 |
| Brett Allmaras | 57 | | | | | | | | | | | 0 |
| Jared Poppel | 58 | | | | | | | | | | | 0 |
| Chandler Burnside | 59 | | 2 | | | | | | | | | 2 |
| Bradey Berg | 61 | 1 | 1 | 1 | | | | | 1 | | | 10 |
| Gabe Dent | 62 | | | | | | | | | | | 0 |
| Owen Jerald | 64 | | | | | | | | | | | 0 |
| Gavin Camperud | 67 | 1 | 1 | | | | | | | | | 4 |
| Tristan Elliot | 70 | | | | | | | | | | | 0 |
| Jack Trowbridge | 73 | | | | | | | | | | | 0 |
| Jonah Lenoue | 75 | | | | | | | | | | | 0 |
| Tyler Stage | 76 | | | | | | | | | | | 0 |
| Kieran Johnson | 77 | 1 | 10 | 1 | | | | | | | | 15 |
| Ashton Johnson | 79 | | | | | | | | | | | 0 |
| Hunter Zenzen | 80 | 1 | 2 | | | | | | | | 2 | 11 |
| Dustin Eaton | 82 | | | | | | | | | | | 0 |
| Matt Samuelson | 85 | | | | | | | | | | | 0 |
| Andrew Wastweet | 87 | | | | | | | | | | | 0 |

Brady Martz Scores Four Touchdowns Over Warroad

By: Tracy Hinsz

The Barnesville Trojans started off fast, at home on Friday, October 14 Brady Martz took the opening kickoff 76 yards for a touchdown, in routing Warroad by the score of 52-30.

Barnesville opened up with a quick 6-0 lead after the missed PAT and quickly forced Warroad to punt. The Trojans drove 75 yards for another score as quarterback, Caleb Stetz connected with Cole Tharaldson for a leaping three yard touchdown. The two-point conversion was not good making the score 12-0 Barnesville.

The Trojans defense would force a turnover on downs giving the ball back to the offense who proceeded to drive the field, scoring another Martz touchdown this time on a run from 10 yards out early in the second quarter. Brady Tweeton would add the two-point conversion for an 18-0 Barnesville lead.

Warroad finally got on the scoreboard on a Noah Harren 35 yard touchdown run with Harren adding the two-point conversion that made the score 18-8.

Barnesville would answer on their next drive. Martz would score another touchdown on a 12 yard run with Tweeton adding the conversion run for a 26-8 Trojan lead.

The next time the Trojans had the ball they drove the field again, scoring on a 28-yard run by Martz, his fourth of the game. The PAT was missed again leaving the score at 34-8.

The Trojan defense made a big play on the next Warrior drive as safety, Preston Snobl stripped the receiver of the ball and recovered the fumble on the 29-yard line.

Barnesville marched down the field netting huge holes and big yardage before finding a little lady luck on their side. With the ball at the nine-yard line, Stetz dropped back to pass and threw the ball off a Warriors lineman's helmet. The ball bounced high into the air where tight end, Andrew Wastweet jumped up and grabbed the ball coming down

in the end zone for a touchdown. The extra point was missed making the score 40-8, which is how the half would end.

The start of the second half belonged to Connor John as he intercepted a Warrior pass to give the offense the ball back and then ended the offensive drive with a 30 yard touchdown catch from Stetz. After the missed PAT, Barnesville had a comfortable 46-8 lead.

Warroad put together their best drive of the night that ended with a Harren three-yard touchdown run. They would add the two-point conversion pass that made the score 46-16.

With the substitutes entering the ball game for Barnesville, Warroad took advantage and quickly drove the field that finished with a 13-yard touchdown run. The two-point conversion was stopped making the score 46-22.

Barnesville would answer on their next drive as running back, Robert Mark netted 32 yards on a reverse and ended with Chase Brenner scoring a touchdown run from 36 yards out. The PAT was not successful as the Trojans increased their lead to 52-22.

Warroad would add one more score on a 17 yard run while adding the two-point conversion that made the final score 52-30.

"We were able to both run and pass the ball today, which is what our game plan was coming in," said Head Coach Bryan Strand. "We averaged over 10 yards per rush, which is excellent. Brady Martz had an outstanding day, setting the tone on the opening kickoff with a 76-yard touchdown. We will need to improve our pass defense as the season winds down. We have a short week of practice with our game against Pelican Rapids on Thursday in the Fargo Dome. We need to come out strong and stay healthy as the playoffs are just around the corner."

The Trojans were led by Caleb Stetz who had 77 yards passing and three touchdowns, with Brady Martz

netting four scores, while tallying eight carries for 108 yards rushing. Brady Tweeton added nine carries for 128 yards on the ground.

Barnesville improves their record to 7-0 on the season and will play Pelican Rapids at 4 PM in the Fargo Dome on Thursday, October 20.

Box Score

| | 1 | 2 | 3 | 4 | F |
|-------------|----|----|---|----|------|
| Warroad | 0 | 8 | 8 | 14 | - 30 |
| Barnesville | 12 | 28 | 6 | 6 | - 52 |

B-Martz 76-yard Kickoff Return (Kick Failed)

B-Tharaldson 4-yard pass from Stetz (Run Failed)

B-Martz 10-yard run (Tweeton Run)

W-Harren 35-yard run (Harren Run)

B-Martz 12-yard run (Tweeton Run)

B-Martz 28-yard run (Kick Failed)

B-John 30-yard pass from Stetz (Kick Failed)

W-Harren 3-yard run (Vilaphone pass from Wilmer)

W-Moyer 13-yard run (Run Failed)

B-Brenner 36-yard run (Kick Failed)

W-Moyer 17-yard run (Moyer Run)

Individual Statistics

Rushing:

W Harren 17-134, Moyer 4-60, Willmer 9-17, Cain 2-4, Furuseth 1-3

B Tweeton 9-128, Tharaldson 3-26, John 4-36, Martz 8-108, Brenner 2-46, Johnson 1-13, Wahl 1-9, Mark 1-32, Rick 1-1, Jerald 1-0, Stetz 1-(-6), Holte 3-(-11)

Passing:

W NA

B Stetz 5-7-0=77

Receiving:

W NA

B John 2-49, Roste

1-17, Wastweet 1-8, Tharaldson 1-3



Bradey Berg #61, Connor John #27 and Brady Martz #15 made life miserable for Warroad ball carriers all night long.



Owen Jerald #64 helps create a big hole and some running room for Brady Martz.



Connor John #27 sets a block as kicker Matt Samuelson #85 gets ready to send one through the uprights.

Offensive Stats vs Warroad

| RUSHING | Attempts | Yards | Average per rush | fumbles | Touchdowns |
|------------------|----------|-------|------------------|---------|------------|
| Brady Tweeton | 9 | 128 | 14.2 | | |
| Brady Martz | 8 | 109 | 13.6 | | 4 |
| Connor John | 4 | 37 | 9.3 | | |
| Cole Tharaldson | 3 | 26 | 8.7 | | |
| Chase Brenner | 2 | 46 | 23.0 | | |
| Caleb Stetz | 2 | 0 | 0.0 | | |
| Nick Detloff | | | | | |
| Robert Mark | 1 | 30 | 30.0 | | |
| Matt Bredman | | | | | |
| Preston Snobl | | | | | |
| Brandon Holte | 3 | -11 | -3.7 | | |
| Brooks Martinson | | | | | |
| Noah Vandal | | | | | |
| Hunter Zenzen | | | | | |
| Jackson Wahl | 1 | 9 | 9.0 | | |
| Kieran Johnson | 1 | 13 | 13.0 | | |
| Owen Jerald | 1 | 1 | 1.0 | | |
| Nolan Rick | 1 | 1 | 1.0 | | |
| Total yards | 36 | 389 | 10.8 | 0 | 4 |

| GAME STATS | Trojans | Opponent |
|-----------------|---------|----------|
| First Downs | 24 | 20 |
| Rushing | 18 | 12 |
| Passing | 3 | 8 |
| Penalty | 3 | 0 |
| Rushing Yards | 389 | 191 |
| Passing Yards | 71 | 225 |
| Total Offense | 460 | 416 |
| Turnovers | 1 | 3 |
| Penalties | | |
| Number | 5 | 6 |
| Yards penalized | 30 | 40 |

| Scoring | Touchdown | 2pt Conv. | Xtra-pt | Field Goal | Safety | Total Points |
|-----------------|-----------|-----------|---------|------------|--------|--------------|
| Brady Tweeton | | 2 | | | | 4 |
| Cole Tharaldson | 1 | | | | | 6 |
| Jack Trowbridge | | | | | | 0 |
| Brady Martz | 5 | | | | | 30 |
| Chase Brenner | | | | | | 0 |
| Matt Bredman | | | | | | 0 |
| Connor John | 1 | | | | | 6 |
| Austyn Boyum | | | | | | 0 |
| Brandon Holte | | | | | | 0 |
| Hunter Zenzen | | | | | | 0 |
| Andrew Westweet | 1 | | | | | 6 |

| PASSING | Attempts | Completions | Yards | Average Per Pass | Touchdowns | Interceptions | Passing % |
|-------------|----------|-------------|-------|------------------|------------|---------------|-----------|
| Caleb Stetz | 8 | 5 | 71 | 14.2 | 3 | 0 | 62.5% |

| RECEIVING | Receptions | Yards | Avg. Per Catch | Touchdowns |
|-----------------|------------|-------|----------------|------------|
| Brady Tweeton | | | | |
| Connor John | 2 | 42 | | 1 |
| Cole Tharaldson | 1 | 4 | | 1 |
| Austyn Boyum | | | | |
| Joey Roste | 1 | 17 | | |
| Andrew Westweet | 1 | 8 | | 1 |
| Brady Martz | | | | |

| KICKING | Type of Kick | Attempts | Yards | Avg. Per Kick | Xtr-PT/FG | XTR Point | | FG | |
|----------------|--------------|----------|-------|---------------|-----------------|-----------|------|-----|------|
| | | | | | | Attempts | Made | ATT | Made |
| Dominic Leu | KO | 8 | 306 | 38.3 | Jack Trowbridge | | | | |
| Joey Roste | Punt | | | | Brady Tweeton | | | | |
| Brady Tweeton | KO | | | | Matt Samuelson | 3 | 0 | | |
| Owen Jerald | KO | | | | Owen Jerald | 1 | 0 | | |
| Matt Samuelson | KO | 1 | 31 | 31.0 | | | | | |

| RETURNS | Punt Returns Yardage | KO Returns Yardage | # Punt Returns | # KO Returns | Total Return Yards | Touchdowns |
|---------------|----------------------|--------------------|----------------|--------------|--------------------|------------|
| Brady Tweeton | | | | | | |
| Brady Martz | | 119 | | 3 | 119 | 1 |
| Connor John | | | | | 0 | |
| Chase Brenner | | | | | | |

| Defensive Stats vs. Warroad | | | | | | | | | | | | | |
|-----------------------------|----|-----------------------|---------------------------|--------------------------|----------------------|------------------------|--------------------------|-----------|------------|-----------------------|-------------------------|--------------|----|
| Name | # | solo Tackles +3 | Assisted Tackles +1 | Tackle for loss +2 | Tipped pass +1 | Fumble caused +4 | Fumble recovery +3 | Int +5 | Sack +4 | Blocked Kick +5 | Tackle on Kick +3 | Total Points | |
| Preston Snobl | 2 | | 2 | 3 | | | 1 | 1 | | | | 3 | 25 |
| Jackson Wahl | 3 | | | 1 | | | | | | | | 1 | 4 |
| Caleb Stetz | 5 | | | | | | | | | | | | 0 |
| Joey Roste | 7 | | | 3 | | | | | | | | 1 | 6 |
| Matt Bredman | 10 | | 1 | 2 | | | | | | | | | 5 |
| Brady Martz | 15 | | | 1 | | 1 | | | | | | | 2 |
| Brady Tweeton | 20 | | | | | | | | 1 | | | | 5 |
| Brooks Martinson | 21 | | | | | | | | | | | | 0 |
| Robert Mark | 22 | | 1 | | | | | | | | | | 3 |
| Brandon Holte | 23 | | 2 | 2 | | | | | | | | 1 | 11 |
| Connor John | 27 | | 1 | 6 | 2 | | | | 1 | | | | 18 |
| Cole Tharaldson | 28 | | | | | | | | | | | | 0 |
| Dominic Leu | 29 | | 1 | 4 | 1 | | | | | | | | 9 |
| Chase Brenner | 30 | | 1 | 1 | | | | | | | | | 4 |
| Grant Inniger | 31 | | | | | | | | | | | | 0 |
| Kellen Hinsz | 32 | | | | | | | | | | | | 0 |
| Nick Detloff | 33 | | | | | | | | | | | | 0 |
| Blake Ishaug | 35 | | | | | | | | | | | | 0 |
| Stanley Shoenecker | 40 | | | | | | | | | | | | 0 |
| DJ Gardner | 42 | | | | | | | | | | | | 0 |
| Noah Vandal | 43 | | | | | | | | | | | | 0 |
| Jalen Plath | 45 | | 1 | | | | | | | | | | 3 |
| Austyn Boyum | 49 | | | | | | | | | | | | 0 |
| Alex Jennison | 50 | | | 1 | | | | | | | | 1 | 4 |
| Xavier Kadmas | 52 | | 1 | 4 | 1 | | | 1 | | | | | 12 |
| Jackson Poepping | 53 | | | | | | | | | | | | 0 |
| Jonny Kletsch | 54 | | | | | | | | | | | | 0 |
| Ellis Froslie | 55 | | | | | | | | | | | | 0 |
| Brett Allmaras | 57 | | | | | | | | | | | | 0 |
| Jared Poppel | 58 | | | | | | | | | | | | 0 |
| Chandler Burnside | 59 | | | | | | | | | | | | 0 |
| Bradey Berg | 61 | | 3 | 6 | 2 | | | | | | | | 19 |
| Gabe Dent | 62 | | | | | | | | | | | | 0 |
| Owen Jerald | 64 | | | | | | | | | | | | 0 |
| Gavin Camperud | 67 | | 1 | | | | | | | | | | 3 |
| Tristan Elliot | 70 | | | | | | | | | | | | 0 |
| Jack Trowbridge | 73 | | | | | | | | | | | | 0 |
| Jonah Lenoue | 75 | | | | | | | | | | | | 0 |
| Tyler Stage | 76 | | | | | | | | | | | | 0 |
| Kieran Johnson | 77 | | 2 | 6 | 2 | | 1 | | | | | | 20 |
| Ashton Johnson | 79 | | | | | | | | | | | | 0 |
| Hunter Zenzen | 80 | | 1 | 3 | 1 | | | | | | | | 8 |
| Dustin Eaton | 82 | | | | | | | | | | | | 0 |
| Matt Samuelson | 85 | | | | | | | | | | | | 0 |
| Andrew Wastweet | 87 | | | | | | | | | | | | 0 |

Trojans Win Conference Championship Against Pelican Rapids 48-20

By: Tracy Hinsz

The Barnesville Trojans finished with an undefeated regular season and won the Midwest District Conference White Division Championship with a 48-20 victory over Pelican Rapids at the Fargodome.

The Trojans opened up the scoring with a safety as Pelican Rapids had an errant snap while in shot gun formation, having to retrieve the ball in their own end zone. The Trojans Kieran Johnson pounced on the quarterback for a safety and a 2-0 Barnesville lead.

The Trojan offense would put together a nice drive mixing the run and the pass on their next possession, scoring on a six-yard touchdown run from Cole Tharaldson. The extra point was blocked making the score 8-0.

Pelican Rapids would answer with their best drive of the game as Carlan Haugrud scored from five yards out with Oakley Kress completing the two-point conversion pass to Jacob Gottenborg that tied the score at eight.

The Trojans would answer quickly, needing only one play covering 55 yards, as Brady Martz took the handoff and went untouched for Barnesville's second score of the game. The two-point conversion was not good making the score 14-8 as the first quarter came to a close.

Barnesville would score their next touchdown on a Brady Tweeton 10-yard run with the two-point conversion pass not successful for a 20-8 Trojan lead.

The Trojans defense was swarming and forced Pelican Rapids into a fourth and 46. The punt was short and allowed Barnesville to score their next touchdown on a short field. Tweeton took the inside handoff and rumbled six yards for the score with Tharaldson adding the two-point conversion run for a 28-8 Barnesville lead.

Johnson came up with another great defensive play as he recovered a Vikings fumble on their side of the 50-yard line. Tweeton would finish off the drive with a touchdown run of 16 yards with the conversion pass falling incomplete for a 34-8 Trojan lead as the first half would soon come to an end.

If Pelican Rapids had any thought on making a comeback, Kieran Johnson quickly put those ideas to bed.

It started with the kickoff as Johnson blasted the ball carrier and continued through the series of plays as Johnson destroyed anything and everything in his site including another highlight reel, crushing tackle of the running back as soon as he took the hand off. The Vikings seemed to get a little shook up and proceeded to hike the ball over the head of the punter who fell on it at his one-yard line.

Caleb Stetz would get the call, taking the ball in on a quarterback sneak for another Barnesville score. The extra point was missed giving the Trojans a 40-8 lead.

The next offensive series belonged to backup running back, Brandon Holte as he chewed up big yardage on back to back carries, moving the ball deep into Viking territory. Barnesville would reward him with a touchdown on a six-yard pass from Stetz that was followed by a Preston Snobl two-point conversion run for a 48-8 Trojan lead.

With the Trojans getting a lot of kids playing time, the offense finally stumbled, fumbling the ball away, with Pelican Rapids recovering. They quickly moved the ball down the field by the pass and scored a touchdown on an eight-yard throw from Kress to Gottenborg. The two-point conversion was stuffed making the score 48-14.

Pelican Rapids would get the ball back after forcing a turnover on downs and quickly hit on a 35-

yard touchdown pass from Kress to Matt Hanson. The conversion was stopped making the score 48-20 which is how the game would end.

"It was great to get the win and come away with an undefeated regular season and Conference Championship," stated Head Coach Bryan Strand. "Now we need to get ready for the second season of football, rest a little, get some players healthy and get back to work at practice."

Offensively, the Trojans gained 424 yards with 350 yards on the ground, while only giving up 153 yards of total offense.

Brady Tweeton finished with 94 yards rushing and three scores on 10 carries, with Brady Martz adding a score on four carries that earned him 89 yards.

Caleb Stetz completed five of eight passes for 74 yards and a score with Brandon Holte netting the passing touchdown.

Defensively, the Trojans were led by Kieran Johnson who tallied nine tackles, two for loss, a sack, a fumble recovery and a tackle on a kick, with Hunter Zenzen adding six tackles, three for loss and a sack.

Bradey Berg finished with six tackles, two tackles on kicks and a sack, with Dominic Leu adding six tackles, one for loss and a sack.

Xavier Kadrnas tallied three tackles, one for loss and a sack, with Connor John; seven tackles and a tackle on a kick, Nick Detloff; three tackles, one for loss, tackle on a kick and a sack, Chandler Burnside; two tackles, both for loss and a sack, Alex Jenison; five tackles and a tackle on a kick and Brady Martz; four tackles, helping the Trojans shut down the Vikings offense.

Barnesville received the #1 seed in Section 8AA and a first round bye. Trojans will play the winner of number four Warroad versus number five UNC on Saturday, October 29 in Barnesville with game time slated

for 2:00 p.m.

Barnesville ends the regular season with an 8-0 record.

Box Score

| | 1 | 2 | 3 | 4 | F |
|----------------|----|----|----|---|------|
| Barnesville | 14 | 20 | 14 | 0 | - 48 |
| Pelican Rapids | 8 | 0 | 6 | 6 | - 20 |

B-Safety

B-Tharaldson 6-yard run (Kick Blocked)

P-Haugrud 5-yard run (Gottenborg pass from Kress)

B-Martz 55-yard run (Tweeton Run)

B-Tweeton 10-yard run (Pass Failed)

B-Tweeton 6-yard run (Tharaldson Run)

B-Tweeton 16-yard run (Pass Failed)

B-Stetz 1-yard run (Kick Failed)

B-Holte 6-yard pass from Stetz (Snobl Run)

P-Gottenborg 8-yard pass from Kress (Run Failed)

P-Hanson 35-yard pass from Kress (Run Failed)

Individual Statistics

Rushing:

P C. Haugrud 5-22, Britten 4-18, Brosowske 8-13, Young 7-11, G. Haugrud 2-(-1), Hanson 1-(-1), Kress 7-(-31)

B Tweeton 10-94, Tharaldson 4-33, John 4-29, Martz 4-89, Holte 4-54, Detloff 3-11, Wahl 4-29, Brenner 2-17, Snobl 2-16, Bredman 3-(-20), Stetz 3-(-2)

Passing:


P Kress 12-20-0=122

B Stetz 5-8-0=74


Receiving:

P Gottenborg 5-41, Hanson 4-48, Haugrud 4-33

B John 1-23, Wastweet 1-17, Tweeton 1-17, Ishaug 1-11, Holte 1-6



Cole Tharaldson put six points on the board on this carry for a touchdown in the first quarter of play at the Fargodome.




Brett Allmaras and Connor John set blocks as quarterback Caleb Stetz gets the ball to Brady Tweeton.



Hunter Zenzen #80, Nick Detloff #33, Alex Jenison #50, Jackson Wahl #3 and Preston Snobl #2 are all around the ball and the ball carrier all night making life complicated for Pelican Rapid Viking runners.



Jack Trowbridge #73, Chandler Burnside #59 and Austyn Boyum #49 open a big hole for ball carrier Connor John #27.



Hunter Zenzen #80, Bradey Berg #61, Connor John #27, Alex Jenison #50 and Kieran Johnson #77 give the Viking ball carrier no room to move down the field.



Brady Tweeton has room to run as Owen Jerald #64 and Kieran Johnson #77 clear Viking defenders out of the way.

Offensive Stats vs Pelican Rapids

| RUSHING | Attempts | Yards | Average per rush | fumbles | Touchdowns |
|------------------|----------|-------|------------------|---------|------------|
| Brady Tweeton | 10 | 93 | 9.3 | | 3 |
| Brady Martz | 4 | 89 | 22.3 | | 1 |
| Connor John | 4 | 29 | 7.3 | | |
| Cole Tharaldson | 4 | 29 | 7.3 | | 1 |
| Chase Brenner | 3 | 28 | 9.3 | | |
| Caleb Stetz | 3 | 2 | | 1 | 1 |
| Nick Detloff | 3 | 16 | | 1 | |
| Robert Mark | | | | | |
| Matt Bredman | 2 | 12 | | | |
| Preston Snobl | 2 | 15 | | | |
| Brandon Holte | 4 | 54 | | | |
| Brooks Martinson | | | | | |
| Noah Vandal | | | | | |
| Hunter Zenzen | | | | | |
| Jackson Wahl | 3 | 25 | | | |
| Kieran Johnson | | | | | |
| Owen Jerald | | | | | |
| Nolan Rick | | | | | |
| Total yards | 42 | 368 | 8.8 | 2 | 6 |

| GAME STATS | Trojans | Opponent |
|-----------------|---------|----------|
| First Downs | 18 | 13 |
| Rushing | 14 | 3 |
| Passing | 4 | 7 |
| Penalty | | 3 |
| Rushing Yards | 368 | 33 |
| Passing Yards | 65 | 136 |
| Total Offense | 433 | 169 |
| Turnovers | 2 | 1 |
| Penalties | | |
| Number | 9 | 6 |
| Yards penalized | 60 | 30 |

| Scoring | Touchdown | 2pt Conv. | Xtra-pt | Field Goal | Safety | Total Points |
|-----------------|-----------|-----------|---------|------------|--------|--------------|
| Brady Tweeton | 3 | | | | | 18 |
| Cole Tharaldson | 1 | 1 | | | | 8 |
| Jack Trowbridge | | | | | | 0 |
| Brady Martz | 1 | | | | | 6 |
| Chase Brenner | | | | | | 0 |
| Matt Bredman | | | | | | 0 |
| Connor John | | | | | | 0 |
| Austyn Boyum | | | | | | 0 |
| Brandon Holte | 1 | | | | | 6 |
| Hunter Zenzen | | | | | | 0 |
| Andrew Westweet | | | | | | 0 |
| Caleb Stetz | 1 | | | | | 6 |
| Preston Snobl | | 1 | | | | 2 |
| Kieran Johnson | | | | | 1 | 2 |
| | | | | | | 48 |

| PASSING | Attempts | Completions | Yards | Average Per Pass | Touchdowns | Interceptions | Passing % |
|-------------|----------|-------------|-------|------------------|------------|---------------|-----------|
| Caleb Stetz | 8 | 5 | 65 | 13.0 | 1 | 0 | 62.5% |

| RECEIVING | Receptions | Yards | Avg. Per Catch | Touchdowns |
|-----------------|------------|-------|----------------|------------|
| Brady Tweeton | 1 | 17 | 17.0 | |
| Connor John | 1 | 14 | 14.0 | |
| Cole Tharaldson | | | | |
| Austyn Boyum | | | | |
| Joey Roste | | | | |
| Andrew Westweet | 1 | 17 | 17.0 | |
| Brady Martz | | | | |
| Blake Ishaug | 1 | 17 | 17.0 | |
| Brandon Holte | 1 | 6 | 6.0 | 1 |

| KICKING | Type of Kick | Attempts | Yards | Avg. Per Kick | Xtr PTFG | Attempts | Made | ATT | Made |
|----------------|--------------|----------|-------|---------------|-----------------|----------|------|-----|------|
| Dominic Leu | KO | 8 | 345 | 43.1 | Jack Trowbridge | 1 | 0 | | |
| Joey Roste | Punt | | | | Brady Tweeton | | | | |
| Brady Tweeton | KO | | | | Matt Samuelson | | | | |
| Owen Jerald | | | | | | | | | |
| Matt Samuelson | | | | | | | | | |

| RETURNS | Punt Returns Yardage | KO Returns Yardage | # Punt Returns | # KO Returns | Total Return Yards | Touchdowns |
|---------------|----------------------|--------------------|----------------|--------------|--------------------|------------|
| Brady Tweeton | | 22 | | 1 | 22 | |
| Brady Martz | | 15 | | 1 | 15 | |
| Connor John | | 5 | | 1 | 5 | |
| Chase Brenner | | | | | | |
| Hunter Zenzen | | 16 | | 1 | 16 | |

Defensive Stats vs. Pelican Rapids

| Name | # | solo Tackles +3 | Assisted Tackles +1 | Tackle for loss +2 | Tipped pass +1 | Fumble caused +4 | Fumble recovery +3 | Int +5 | Sack +4 | Blocked Kick +5 | Tackle on Kick +3 | Total Points |
|--------------------|----|-----------------------|---------------------------|--------------------------|----------------------|------------------------|--------------------------|-----------|------------|-----------------------|-------------------------|--------------|
| Preston Snobl | 2 | 1 | | 2 | | | | | | | | 5 |
| Jackson Wahl | 3 | | | | | | | | | | 2 | 6 |
| Caleb Stetz | 5 | | | | | | | | | | | 0 |
| Joey Roste | 7 | | | | | | | | | | | 0 |
| Matt Bredman | 10 | 1 | | 1 | | 1 | | | | | | 5 |
| Brady Martz | 15 | 3 | | 1 | | | | | | | | 10 |
| Brady Tweeton | 20 | 1 | | | | | | | | | | 3 |
| Brooks Martinson | 21 | 1 | | 1 | | | | | | | | 4 |
| Robert Mark | 22 | | | | | | | | | | | 0 |
| Brandon Holte | 23 | 1 | | 1 | | 1 | | | | | | 5 |
| Connor John | 27 | 2 | | 5 | | | | | | | 1 | 14 |
| Cole Tharaldson | 28 | | | | | | | | | | | 0 |
| Dominic Leu | 29 | 2 | | 4 | 1 | | | | 1 | | | 16 |
| Chase Brenner | 30 | | | 2 | | | | | | | | 2 |
| Grant Inniger | 31 | | | | | | | | | | | 0 |
| Kellen Hinsz | 32 | | | | | | | | | | | 0 |
| Nick Detloff | 33 | 1 | | 2 | 1 | | | | 1 | | 1 | 14 |
| Blake Ishaug | 35 | | | | | | | | | | | 0 |
| Stanley Shoenecker | 40 | | | | | | | | | | | 0 |
| DJ Gardner | 42 | | | | | | | | | | | 0 |
| Noah Vandal | 43 | | | | | | | | | | | 0 |
| Jalen Plath | 45 | | | 1 | | | | | | | | 1 |
| Austyn Boyum | 49 | | | | | | | | | | | 0 |
| Alex Jennison | 50 | 1 | | 4 | | | | | | | 1 | 10 |
| Xavier Kadrmas | 52 | 3 | | | 1 | | | | 1 | | | 15 |
| Jackson Poepping | 53 | | | | | | | | | | | 0 |
| Jonny Kletsch | 54 | | | | | | | | | | | 0 |
| Ellis Froslic | 55 | | | | | | | | | | | 0 |
| Brett Allmaras | 57 | | | | | | | | | | 2 | 6 |
| Jared Poppel | 58 | | | | | | | | | | | 0 |
| Chandler Burnside | 59 | | | 2 | 2 | | | | 1 | | | 10 |
| Bradey Berg | 61 | | | 4 | 2 | | | | 1 | | 2 | 18 |
| Gabe Dent | 62 | | | 1 | | | | | | | | 1 |
| Owen Jerald | 64 | | | 1 | | | | | | | | 1 |
| Gavin Camperud | 67 | 2 | | | 1 | | | | 1 | | | 12 |
| Tristan Elliot | 70 | | | | | | | | | | | 0 |
| Jack Trowbridge | 73 | | | | | | | | | | | 0 |
| Jonah Lenoue | 75 | | | | | | | | | | | 0 |
| Tyler Stage | 76 | | | 1 | | | | | | | | 1 |
| Kieran Johnson | 77 | 2 | | 7 | 2 | | | 1 | 1 | | 1 | 27 |
| Ashton Johnson | 79 | | | | | | | | | | | 0 |
| Hunter Zenzen | 80 | 2 | | 4 | 3 | | | | 1 | | | 20 |
| Dustin Eaton | 82 | | | | | | | | | | | 0 |
| Matt Samuelson | 85 | | | | | | | | | | | 0 |
| Andrew Wastweet | 87 | | | | | | | | | | | 0 |

Defense Dominates UNC In 32-0 Playoff Victory

By: Tracy Hlnsz

The Barnesville Trojans defense was dominant in their opening playoff game after receiving a bye in the first round, holding United North Central to 48 yards of total offense and forcing seven turnovers. Safety Brady Martz corralled three interceptions, helping the Trojans to a 32-0 shutout victory.

Both defenses dominated the first half as UNC stopped the Trojans on their opening drive of the game and proceeded to block the punt, getting the ball in great field position. However, Barnesville would prove to be stingy, netting their first turnover of the game, as Brady Martz made a fantastic read of a long pass, intercepting the ball at the three-yard line.

The Trojans would slowly move the ball on UNC, grinding out yards, before the first quarter would come to an end with the score still knotted at zero.

The Warriors would eventually force another Barnesville punt and take over on the fifty-yard line. They would put together their best drive of the game, before the Trojans stopped them on a fourth down deep in Barnesville territory.

The Trojans would put together another long, time-consuming drive that flipped the field before turning the ball over on downs as well inside the UNC 20 yard line.

With the clock ticking away in the first half, Barnesville's Preston Snobl would net a tipped pass interception at the Warriors 22 yard line. The Trojans would need only two plays to cover the distance and score the game's first touchdown. Quarterback, Caleb Stetz hit Martz on a beautifully executed 15 yard pass play for the score with 34 seconds remaining. The two-point conversion run was stuffed, but the Trojans would go into halftime with a 6-0 lead.

Barnesville would start the second half on defense and quickly force a three and out. The UNC punt was short with the Trojans taking over on the Warriors 46 yard

line. The short field would prove vital, as Barnesville would net their second touchdown on a 19-yard run from Brady Tweeton. The two-point conversion pass from Stetz to Andrew Wastweet was complete giving the Trojans a 14-0 lead.

After another defensive stop and a very short punt, the Trojans took over on the UNC 26-yard line. A few plays later, Tweeton would convert his second score of the game from 12 yards out. The two-point conversion pass was incomplete making the score 20-0 Trojans.

UNC put together a minor offensive threat before a screen pass was sniffed out by defensive end, Hunter Zenzen who forced a fumble that was recovered by Dominic Leu at Barnesville's 49-yard line.

The Trojans would move the ball down the field that ended when Cole Tharaldson scampered into the end zone from 18 yards out for a 26-0 lead as the two-point conversion was stopped.

Barnesville's defense would force another turnover on the next possession, with Chase Brenner getting the tipped pass interception and retuning the ball to the 48 yard line stopping the UNC drive.

The Trojans would return the favor fumbling the ball back to UNC, but Martz would net his second interception on a deep pass, picking the ball off at the 19-yard line and returning it to the 30.

The Trojan offense would not move the ball, but Martz would end the Warriors next offensive possession with his third interception of the game, returning the ball from the 11-yard line out to the 31.

It would only take one play for the Trojan offense to hit pay dirt, as backup fullback, Nick Detloff took an inside handoff and was off to the races, netting his first touchdown on a 69 yard run. The two-point conversion was not successful, making the score 32-0 Barnesville, which is how the game would end.

"Our defense played outstanding today, limiting them to 48 yards of total offense on 37 plays," stated

Head Coach Bryan Strand. "We were not able to score many points the first half, but we were moving the ball. They have a very difficult defense to block, blitzing from all angles. Our physicality on our offense line began to wear on them in the second half as we started to put the ball into the end zone.

Caleb Stetz had a great game going 9-12 for 95 yards and a touchdown, which was a huge play in the game. This was a great team win as we came out healthy and are moving on the Section 8AA championship game against Hawley. The kids have worked extremely hard to get to this point. We fully expected to be here and to be playing the Nuggets. Now we have to go out and perform like we have all season and see what happens."

The Trojans were led by Brady Tweeton who finished with 108 yards rushing on 20 carries including two touchdowns, with Connor John adding 48 yards on 14 carries and Cole Tharaldson netting 45 yards on six carries and a score.

Caleb Stetz finished with nine completions in 12 attempts for 95 yards and a score, with Brady Martz tallying the touchdown catch, while Andrew Wastweet netted three catches for 36 yards, helping the Trojans to 379 total yards of offense.

Defensively, the Trojans were led by Brady Martz, who tallied three interceptions, two tipped passes and three tackles, with Joey Roste netting seven tackles, two fumbles caused and a sack.

Kieran Johnson ended the game with eight tackles, one for loss and a sack, with Connor John netting eight tackles, one for loss. Hunter Zenzen chipped in five tackles, two for loss and a tackle on a kick, while Dominic Leu added six tackles and one fumble recovery and recovered an onside kick, with Preston Snobl and Chase Brenner netting one interception each.

The Trojans improved their record to 9-0 on the season and now move on to the Section 8AA Championship game, facing their

rival the Hawley Nuggets. The game is slated for an 8:00 p.m. kickoff on Friday, November 4 in the Fargo Dome.

Box Score

| | 1 | 2 | 3 | 4 | F |
|-------------|---|---|----|----|------|
| UNC | 0 | 0 | 0 | 0 | - 0 |
| Barnesville | 0 | 6 | 14 | 12 | - 32 |

B-Martz 15-yard pass from Stetz
(Run Failed)

B-Tweeton 19-yard run
(Wastweet from Stetz)

B-Tweeton 12-yard run (Pass
Failed)

B-Tharaldson 18-yard run (Run
Failed)

B-Detloff 69-yard run (Run
Failed)

Individual Statistics

Rushing:

U Hrdlicka 16-25, Puttonen
2-14, Hodge 2-3

B Tweeton 20-108,
Tharaldson 6-45, John 14-48, Martz
3-32, Detloff 1-69, Brenner 1-(-10),
Stetz 6-(-8)

Passing:

U Puttonen 7-16-4=6, Aho
0-1-1=0

B Stetz 9-12-0=95

Receiving:

U Hodge 5-11, Hrdlicka 2-(-
5)

B John 1-21, Wastweet
3-36, Tweeton 2-8, Martz 1-15,
Tharaldson 2-15



Preston Snobl has a grip on a UNC Ball carrier taht will be released when the runner is on the ground.




Caleb Stetz had been a strong force behind the center for the entire season.




A Brady Martz interception ended another UNC drive.



Joey Roste #7, Jack Trowbridge #73, Brett Almaras #57, Andrew Westweet #87 and Owen Jerald #64 all have a roll in protecting the Trojan runner.



Blake Ishaug #36, Jack Trowbridge #73, Cole Tharaldson #28 and Brett Almaras #57 form a protective wall around Trojan ball carrier Nick Detloff #33.



Connor John #27 and #73 Jack Trowbridge take care of blocking assignments as quarterback Caleb Stetz hands the ball out to Brady Martz.



Chase Brenner #30, Connor John #27 and Dominic Leu #29 triple team tackle the UNC ball carrier.

Offensive Stats vs United North Central

| RUSHING | Attempts | Yards | Average per rush | fumbles | Touchdowns |
|------------------|----------|-------|------------------|---------|------------|
| Brady Tweeton | 19 | 110 | 5.8 | 1 | 2 |
| Brady Martz | 3 | 34 | 11.3 | | |
| Connor John | 15 | 53 | 3.5 | | |
| Cole Tharaldson | 6 | 40 | 6.7 | | |
| Chase Brenner | 1 | -10 | -10.0 | | |
| Caleb Stetz | 3 | 9 | 3.0 | | |
| Nick Detloff | 1 | 69 | 69.0 | | |
| Robert Mark | | | | | |
| Matt Bredman | | | | | |
| Preston Snobl | | | | | |
| Brandon Holte | | | | | |
| Brooks Martinson | | | | | |
| Noah Vandal | | | | | |
| Hunter Zenzen | | | | | |
| Jackson Wahl | | | | | |
| Kieran Johnson | | | | | |
| Owen Jerald | | | | | |
| Nolan Rick | | | | | |

Total yards 48 305 6.4 0 2

| Scoring | Touchdown | 2pt Conv. | Xtra-pt | Field Goal | Safety | Total Points |
|-----------------|-----------|-----------|---------|------------|--------|--------------|
| Brady Tweeton | 2 | | | | | 12 |
| Cole Tharaldson | 1 | | | | | 6 |
| Jack Trowbridge | | | | | | 0 |
| Brady Martz | 1 | | | | | 6 |
| Chase Brenner | | | | | | 0 |
| Matt Bredman | | | | | | 0 |
| Connor John | | | | | | 0 |
| Austyn Boyum | | | | | | 0 |
| Brandon Holte | | | | | | 0 |
| Hunter Zenzen | | | | | | 0 |
| Andrew Wastweet | | 1 | | | | 2 |
| Caleb Stetz | | | | | | 0 |
| Preston Snobl | | | | | | 0 |
| Kieran Johnson | | | | | | 0 |
| Nick Detloff | 1 | | | | | 6 |

| PASSING | Attempts | Completions | Yards | Average Per Pass | Touchdowns | Interceptions | Passing % |
|-------------|----------|-------------|-------|------------------|------------|---------------|-----------|
| Caleb Stetz | 13 | 10 | 105 | 10.5 | 1 | 0 | 76.9% |

| RECEIVING | Receptions | Yards | Avg. Per Catch | Touchdowns |
|-----------------|------------|-------|----------------|------------|
| Brady Tweeton | 3 | 22 | 7.3 | |
| Connor John | 1 | 20 | 20.0 | |
| Cole Tharaldson | 2 | 14 | 7.0 | |
| Austyn Boyum | | | | |
| Joey Roste | | | | |
| Andrew Wastweet | 3 | 35 | 11.7 | |
| Brady Martz | 1 | 15 | 15.0 | 1 |
| Blake Ishaug | | | | |
| Brandon Holte | | | | |

| KICKING | Type of Kick | Attempts | Yards | Avg. Per Kick | Xtr PT/FG | Attempts | Made | FG ATT | Made |
|----------------|--------------|----------|-------|---------------|-----------------|----------|------|--------|------|
| Dominic Leu | KO | 6 | 250 | 41.7 | Jack Trowbridge | | | | |
| Joey Roste | Punt | 3 | 4 | 1.3 | Brady Tweeton | | | | |
| Brady Tweeton | KO | | | | Matt Samuelson | | | | |
| Owen Jerald | | | | | | | | | |
| Matt Samuelson | | | | | | | | | |

| RETURNS | Punt Returns Yardage | KO Returns Yardage | # Punt Returns | # KO Returns | Total Return Yards | Touchdowns |
|---------------|----------------------|--------------------|----------------|--------------|--------------------|------------|
| Brady Tweeton | | | | | | |
| Brady Martz | | 20 | | 1 | 20 | |
| Connor John | | | | | | |
| Chase Brenner | | | | | | |
| Hunter Zenzen | | | | | | |

| GAME STATS | Trojans | Opponent |
|-----------------|---------|----------|
| First Downs | 21 | 8 |
| Rushing | 15 | 3 |
| Passing | 5 | |
| Penalty | 1 | 5 |
| Rushing Yards | 305 | 50 |
| Passing Yards | 105 | 4 |
| Total Offense | 410 | 54 |
| Turnovers | 1 | 7 |
| Penalties | | |
| Number | 9 | 6 |
| Yards penalized | 100 | 45 |

| Defensive Stats vs. United North Central | | | | | | | | | | | | |
|------------------------------------------|----|-----------------------|---------------------------|--------------------------|----------------------|------------------------|--------------------------|-----------|------------|-----------------------|-------------------------|--------------|
| Name | # | solo Tackles +3 | Assisted Tackles +1 | Tackle for loss +2 | Tipped pass +1 | Fumble caused +4 | Fumble recovery +3 | Int +5 | Sack +4 | Blocked Kick +5 | Tackle on Kick +3 | Total Points |
| Preston Snobl | 2 | | 1 | | 1 | | | 1 | | | 1 | 10 |
| Jackson Wahl | 3 | | | | | | | | | | | 0 |
| Caleb Stetz | 5 | | | | | | | | | | | 0 |
| Joey Roste | 7 | 2 | 5 | | | 2 | | | 1 | | | 23 |
| Matt Bredman | 10 | | | | | | | | | | | 0 |
| Brady Martz | 15 | 1 | 2 | | 2 | | | 3 | | | | 22 |
| Brady Tweeton | 20 | 2 | | | | | | | | | 1 | 9 |
| Brooks Martinson | 21 | | | | | | | | | | | 0 |
| Robert Mark | 22 | | | | | | | | | | | 0 |
| Brandon Holte | 23 | | | | | | | | | | | 0 |
| Connor John | 27 | 3 | 5 | 1 | | | | | | | | 16 |
| Cole Tharaldson | 28 | | | | | | | | | | | 0 |
| Dominic Leu | 29 | 2 | 4 | | | | 2 | | | | | 16 |
| Chase Brenner | 30 | | | | | | | 1 | | | | 5 |
| Grant Inniger | 31 | | | | | | | | | | | 0 |
| Kellen Hinsz | 32 | | | | | | | | | | | 0 |
| Nick Detloff | 33 | | | | | | | | | | 1 | 3 |
| Blake Ishaug | 35 | | | | | | | | | | | 0 |
| Stanley Shoenecker | 40 | | | | | | | | | | | 0 |
| DJ Gardner | 42 | | | | | | | | | | | 0 |
| Noah Vandal | 43 | | | | | | | | | | | 0 |
| Jalen Plath | 45 | | | | | | | | | | | 0 |
| Austyn Boyum | 49 | | | | | | | | | | | 0 |
| Alex Jennison | 50 | | 1 | | | | | | | | 1 | 4 |
| Xavier Kadrmas | 52 | | | | | | | | | | | 0 |
| Jackson Poepping | 53 | | | | | | | | | | | 0 |
| Jonny Kletsch | 54 | | | | | | | | | | | 0 |
| Ellis Froslic | 55 | | | | | | | | | | | 0 |
| Brett Allmaras | 57 | | | | | | | | | | | 0 |
| Jared Poppel | 58 | | | | | | | | | | | 0 |
| Chandler Burnside | 59 | | 3 | 1 | | | | | | | | 5 |
| Bradey Berg | 61 | | 3 | 1 | | | | | | | | 5 |
| Gabe Dent | 62 | | | | | | | | | | | 0 |
| Owen Jerald | 64 | | | | | | | | | | | 0 |
| Gavin Camperud | 67 | | | | | | | | | | | 0 |
| Tristan Elliot | 70 | | | | | | | | | | | 0 |
| Jack Trowbridge | 73 | | | | | | | | | | | 0 |
| Jonah Lenoue | 75 | | | | | | | | | | | 0 |
| Tyler Stage | 76 | | | | | | | | | | | 0 |
| Kieran Johnson | 77 | 3 | 5 | 1 | | | | | 1 | | | 20 |
| Ashton Johnson | 79 | | | | | | | | | | | 0 |
| Hunter Zenzen | 80 | 1 | 4 | 2 | | | | | | | 1 | 14 |
| Dustin Eaton | 82 | | | | | | | | | | | 0 |
| Matt Samuelson | 85 | | | | | | | | | | | 0 |
| Andrew Wastweet | 87 | | | | | | | | | | | 0 |

Meet Pillager In State Opener On Friday, November 11

Trojans Run To Section Championship 24-14

By: Tracy Hlinsz

When two teams know each other as well as the Hawley Nuggets and the Barnesville Trojans, things don't always go as previously scripted.

These two teams faced each other during a cold night in the regular season, and neither team seemed to be able to stop the other team's offense in the first half, before the Trojans pulled away in the second half for a convincing win. Both teams combined for 60 points.

With a Section 8AA championship on the line in the climate controlled Fargo Dome, defensive adjustments by both teams produced a much different game than the first time.

But, when things started to get difficult for the Trojans, they went back to doing what Barnesville does best, running the football. Barnesville finished with 422 yards of total offense, all of it on the ground. That produced a hard fought, four-quarter victory by the score of 24-14, giving the Trojans their first Section 8AA Championship in six years.

Brady Tweeton and Connor John carried the workload for Barnesville, as Tweeton finished with 21 carries for 239 yards rushing and two touchdowns, while also adding two, two-point conversions. John had 21 carries for 123 yards and a score. John and Tweeton combined for a total of 42 carries for 362 yards rushing and three touchdowns.

Barnesville opened up the game with the ball and quickly drove down to the Nugget 32 yard line, before a costly fumble stalled the drive. Hawley would then flip the field position with a punt that backed up the Trojans deep into their own territory, which is where most of the first half would be played.

The game's first score came off a botched Trojans punt, as punter Joey Roste had trouble corralling the snap, with the Nuggets falling on the ball at the Trojan 25 yard line. It would take them only two plays before scoring a touchdown, as running back Donnie Loegering took an inside handoff, bounced it outside and raced into the end zone for the score. The extra point was wide left making the score 6-0 Hawley.

The Trojans would get a nice kickoff return from Brady Tweeton that put the offense in great field position, as the second quarter was about to get under way.

Barnesville decided to play smash mouth football on this drive, moving the ball down the field with quick hitters up the middle by Connor John, and off tackle runs from Tweeton and Brady Martz.

With the ball on the one yard line, Tweeton would get the call on fourth down, plunging into the end zone for

Barnesville's first score. He would add the two-point conversion to give the Trojans an 8-6 lead.

Hawley would put together a nice drive on their next possession. But Tweeton prevented the Nuggets from netting a touchdown, with a nice interception in the end zone on a 25-yard pass to keep the Trojans ahead on the scoreboard.

Barnesville would put together a quick, yard consuming drive with the clock winding down, but could not get into the end zone as time expired on the first half with the Trojans leading 8-6.

The second half started with both teams netting big plays. First, the Trojans forced the Nuggets to punt, but Hawley saw that Barnesville had some confusion with players running on and off the field. They pulled out a fake punt, pass that was complete and moved the ball deep into Barnesville territory.

But the Trojan defense would not be phased as a few plays later, Joey Roste intercepted the Nugget pass with a beautiful one-hand catch to stop the Hawley drive at the 14-yard line.

The Nuggets would return the favor a few plays later, blowing up a running play and forcing a fumble that was recovered by Hawley at the Trojans 20 yard line.

The Trojan defense would stiffen again and force a fourth down play that saw Hawley's quarterback, Jacob Vetter complete a 22-yard touchdown pass to Chase Libak to give Hawley the lead again. The two-point conversion pass was good giving the Nuggets a 14-8 lead.

Hawley had the momentum and got a huge stop, forcing the Trojans to punt. Barnesville's defense would force a quick three and out with the Nugget punt stopping on the Trojan 15 yard line.

On the very first play, Barnesville ran a sweep to the right, getting outstanding seal blocks from Blake Ishaug and Cole Tharaldson, with guards Kieran Johnson and Owen Jerald providing excellent pull blocks that allowed Brady Tweeton to scan the field, find the hole and turn on the jets that culminated with an 85 yard touchdown run to tie the game. The Trojans went back to their workhorse, allowing the offensive line to drive block as Tweeton dove for the end zone, breaking the plane of the goal line for a 16-14 Trojan lead.

With Hawley driving to start the fourth quarter, the Trojan defense would once again come up with some big plays, this time on pass defense that ended deep in Barnesville territory. Brady Martz knocked down the Nugget pass, giving the ball back to the Trojans.

The offense would move the ball past midfield before having to punt, pinning the Nuggets at the 20 yard line. The first play saw Dominic Leu sack the quarterback for a nine-yard loss.

Bradey Berg stuffed the next pass for another loss of yardage, while the whole defense swarmed the quarterback on a draw play to force a Nugget punt.

With the ball on the 43-yard line of the Trojans, the offense kept pounding the rock, wearing down the Hawley defense. Brady Martz had a nice 22-yard run on the second play from scrimmage to get the ball to the 30-yard line.

Connor John had a hard fought 19 yard run, putting the ball on the five yard line, and a three yard run that got the ball to the two. After an encroachment penalty on the Nuggets put the ball on the one, John would finish off the drive with a touchdown on a quick pitch. Tweeton would convert the all important two-point conversion with a run up the middle behind center, Chandler Burnside and guards Kieran Johnson and Owen Jerald. That gave Barnesville a two score lead at 24-14.

The Trojan defense was still amped up and forced a fourth down play that saw Johnson blitz through the A gap and sack the Hawley quarterback, turning the ball over to the offense. They ran out the clock with the team rushing the field to celebrate their Section 8AA Championship.

"Hard to put into words just how proud I am of my coaches and players on winning this game," said Head Coach Bryan Strand. "We lost two huge pieces to our puzzle in the first half, with the injuries to Jonny Kletsch and Andrew Wastweet. But, as has been the case this year, the next guy stepped up and got the job done.

We made mistakes with a few turnovers and dropped a snap on the punt, but were still able to overcome the adversity.

Defensively, I felt we played very well all night, with only a few missed assignments. Give Hawley tons of credit as they came ready to play, which is what I expected would happen. They did not go down without a fight. Our offensive and defensive lines were outstanding, wearing the Nuggets down up front. The fourth quarter we were able to blow open huge holes and pressure their quarterback to get the win.

Next, week we play undefeated Pillager and will need to be focused and ready, as they are a very good team. I am excited for the game, as each game these kids earn is a bonus."

The Trojans finished with 422

yards of offense, all rushing, while holding the Nuggets to 199 total yards with 119 coming on the ground and 80 through the air.

Defensively, the Trojans were led by Dominic Leu who tallied six tackles, two for loss, two sacks and two tackles on kicks, with Joey Roste netting nine tackles, one for loss, one tipped pass and one interception.

Brady Tweeton had four tackles, one for loss, one tackle on a kick and one interception, with Chandler Burnside adding seven tackles, two for loss and one tipped pass.

Kieran Johnson finished with six tackles, two for loss and a sack, with Brady Martz adding five tackles and a tipped pass, while Preston Snobl, four tackles, one tackle on a kick and a tipped pass and Bradey

Berg, six tackles, one for loss, were instrumental in holding the Nuggets offense at bay in the section championship victory.

Barnesville improved their record to 10-0 on the season and will now face Pillager at 7 PM on Friday, November 11 at Moorhead High School in the quarterfinals of the state AA playoffs.

Box Score

| | 1 | 2 | 3 | 4 | F |
|-------------|---|---|---|---|----|
| Hawley | 6 | 0 | 8 | 8 | 14 |
| Barnesville | 0 | 8 | 8 | 8 | 24 |

H-Loeagering 25-yard run (Kick Failed)

B-Tweeton 1-yard run (Tweeton Run)

H-Libak 22-yard pass from Vetter

(Fenske pass from Vetter)

B-Tweeton 85-yard run (Tweeton Run)

B-John 1-yard run (Tweeton Run)

Individual Statistics

Rushing:

H Loeagering 14-104,
Thompson 3-10, Cossette 4-7, Todd 3-3, Omberg 1-2, Vetter 9-(-7)

B Tweeton 21-239,
Tharaldson 2-9, John 21-123, Martz 8-48, Stetz 2-3

Passing:

H Vetter 3-13-2=80,

Thompson 0-2-0=0

B Stetz 0-2-0=0

Receiving:

H Thompson 1-30, Loeagering

1-28, Libak 1-22

B None



Brady Tweeton gets a block from Blake Ishaug #35 and Kieran Johnson #77 to open up a hole in the Hawley defensive line.



Bradey Berg #61, Joey Roste #7 and Chandler Burnside #59 made it a long night for Hawley Nugget ball carriers.



Kieran Johnson #77 and Bradley Berg #61 get credit for a tackle on a Nugget ball carrier.



Dominic Leu is allowing the Hawley Nugget runner to go exactly nowhere.



Brady Martz gets credit for a solo tackle on this Nugget runner.



Trojan seniors hoist the Section trophy high after a hard fought battle with the Hawley Nuggets on Friday, November 4 at the Fargodome. Next stop is the first round of state tournament play on Friday, November 11 at Moorhead. This contest will see the number two ranked Trojans on the Pillager Huskies.

Offensive Stats vs Section Championship Hawley

| RUSHING | | | | | | GAME STATS | | |
|------------------|-------------|---------------------|---------------------|------------|---------|-----------------|-----------|-----|
| Attempts | Yards | Average per rush | fumbles | Touchdowns | Trojans | Opponent | | |
| Brady Tweeton | 21 | 236 | 11.2 | 1 | 2 | First Downs | 20 | 8 |
| Brady Martz | 8 | 50 | 6.3 | | | Rushing | 19 | 6 |
| Connor John | 21 | 127 | 6.0 | | 1 | Passing | | 1 |
| Cole Tharaldson | 3 | 8 | 2.7 | 1 | | Penalty | 1 | 1 |
| Chase Brenner | | | | | | Rushing Yards | 428 | 119 |
| Caleb Stetz | 4 | 7 | 1.8 | | | Passing Yards | 0 | 80 |
| Nick Detloff | | | | | | Total Offense | 428 | 199 |
| Robert Mark | | | | | | Turnovers | 2 | 2 |
| Matt Bredman | | | | | | Penalties | | |
| Preston Snobl | | | | | | Number | 5 | 5 |
| Brandon Holte | | | | | | Yards penalized | 45 | 35 |
| Brooks Martinson | | | | | | | | |
| Noah Vandal | | | | | | | | |
| Hunter Zenzen | | | | | | | | |
| Jackson Wahl | | | | | | | | |
| Kieran Johnson | | | | | | | | |
| Owen Jerald | | | | | | | | |
| Nolan Rick | | | | | | | | |
| Total yards | 57 | 428 | 7.5 | 2 | 3 | | | |
| Scoring | | | | | | Total Points | | |
| Touchdown | 2pt Conv. | Xtra-pt | Field Goal | Safety | | | | |
| Brady Tweeton | 2 | 3 | | | 18 | | | |
| Cole Tharaldson | | | | | 0 | | | |
| Jack Trowbridge | | | | | 0 | | | |
| Brady Martz | | | | | 0 | | | |
| Chase Brenner | | | | | 0 | | | |
| Matt Bredman | | | | | 0 | | | |
| Connor John | 1 | | | | 6 | | | |
| Austyn Boyum | | | | | 0 | | | |
| Brandon Holte | | | | | 0 | | | |
| Hunter Zenzen | | | | | 0 | | | |
| Andrew Wastweet | | | | | 0 | | | |
| Caleb Stetz | | | | | 0 | | | |
| Preston Snobl | | | | | 0 | | | |
| Kieran Johnson | | | | | 0 | | | |
| Nick Detloff | | | | | 0 | | | |
| PASSING | | | | | | Interceptions | Passing % | |
| Attempts | Completions | Yards | Average Per Pass | Touchdowns | | | | |
| Caleb Stetz | 2 | 0 | | | 0 | 0.0% | | |
| | | | | | | | | |
| | | | | | | | | |
| | | | | | | | | |
| | | | | | | | | |
| | | | | | | | | |
| | | | | | | | | |
| | | | | | | | | |
| | | | | | | | | |
| | | | | | | | | |
| | | | | | | | | |
| | | | | | | | | |
| | | | | | | | | |
| | | | | | | | | |
| | | | | | | | | |
| | | | | | | | | |
| | | | | | | | | |
| | | | | | | | | |
| | | | | | | | | |
| | | | | | | | | |
| | | | | | | | | |
| | | | | | | | | |
| | | | | | | | | |
| | | | | | | | | |
| | | | | | | | | |
| | | | | | | | | |
| | | | | | | | | |
| | | | | | | | | |
| | | | | | | | | |
| | | | | | | | | |
| | | | | | | | | |
| | | | | | | | | |
| | | | | | | | | |
| | | | | | | | | |
| | | | | | | | | |
| | | | | | | | | |
| | | | | | | | | |
| | | | | | | | | |
| | | | | | | | | |
| | | | | | | | | |
| | | | | | | | | |
| | | | | | | | | |
| | | | | | | | | |
| | | | | | | | | |
| | | | | | | | | |
| | | | | | | | | |
| | | | | | | | | |
| | | | | | | | | |
| | | | | | | | | |
| | | | | | | | | |
| | | | | | | | | |
| | | | | | | | | |
| | | | | | | | | |
| | | | | | | | | |
| | | | | | | | | |
| | | | | | | | | |
| | | | | | | | | |
| | | | | | | | | |
| | | | | | | | | |
| | | | | | | | | |
| | | | | | | | | |
| | | | | | | | | |
| | | | | | | | | |
| | | | | | | | | |
| | | | | | | | | |
| | | | | | | | | |
| | | | | | | | | |
| | | | | | | | | |
| | | | | | | | | |
| | | | | | | | | |
| | | | | | | | | |
| | | | | | | | | |
| | | | | | | | | |
| | | | | | | | | |
| | | | | | | | | |
| | | | | | | | | |
| | | | | | | | | |
| | | | | | | | | |
| | | | | | | | | |
| | | | | | | | | |
| | | | | | | | | |
| | | | | | | | | |
| | | | | | | | | |
| | | | | | | | | |
| | | | | | | | | |
| | | | | | | | | |
| | | | | | | | | |
| | | | | | | | | |
| | | | | | | | | |
| | | | | | | | | |
| | | | | | | | | |
| | | | | | | | | |
| | | | | | | | | |
| | | | | | | | | |
| | | | | | | | | |
| | | | | | | | | |
| | | | | | | | | |
| | | | | | | | | |
| | | | | | | | | |
| | | | | | | | | |
| | | | | | | | | |
| | | | | | | | | |
| | | | | | | | | |
| | | | | | | | | |
| | | | | | | | | |
| | | | | | | | | |
| | | | | | | | | |
| | | | | | | | | |
| | | | | | | | | |
| | | | | | | | | |
| | | | | | | | | |
| | | | | | | | | |
| | | | | | | | | |
| | | | | | | | | |
| | | | | | | | | |
| | | | | | | | | |
| | | | | | | | | |
| | | | | | | | | |
| | | | | | | | | |
| | | | | | | | | |
| | | | | | | | | |
| | | | | | | | | |
| | | | | | | | | |
| | | | | | | | | |
| | | | | | | | | |
| | | | | | | | | |

| GAME STATS | Trojans | Opponent |
|-----------------|---------|----------|
| First Downs | 20 | 8 |
| Rushing | 19 | 6 |
| Passing | | 1 |
| Penalty | 1 | 1 |
| Rushing Yards | 428 | 119 |
| Passing Yards | 0 | 80 |
| Total Offense | 428 | 199 |
| Turnovers | 2 | 2 |
| Penalties | | |
| Number | 5 | 5 |
| Yards penalized | 45 | 35 |

| Defensive Stats vs. Hawley Section 8AA Championship | | | | | | | | | | | | |
|-----------------------------------------------------|----|-----------------------|---------------------------|--------------------------|----------------------|------------------------|--------------------------|-----------|------------|-----------------------|-------------------------|--------------|
| Name | # | solo Tackles +3 | Assisted Tackles +1 | Tackle for loss +2 | Tipped pass +1 | Fumble caused +4 | Fumble recovery +3 | Int +5 | Sack +4 | Blocked Kick +5 | Tackle on Kick +3 | Total Points |
| Preston Snobl | 2 | 2 | | 2 | 1 | | | | | | 1 | 12 |
| Jackson Wahl | 3 | | | | | | | | | | | 0 |
| Caleb Stetz | 5 | | | | | | | | | | | 0 |
| Joey Roste | 7 | 4 | | 5 | 1 | 1 | | | 1 | | | 25 |
| Matt Bredman | 10 | | | | | | | | | | | 0 |
| Brady Martz | 15 | 4 | | 1 | 1 | | | | | | | 14 |
| Brady Tweeton | 20 | 3 | | 1 | 1 | | | | 1 | | 1 | 20 |
| Brooks Martinson | 21 | | | | | | | | | | | 0 |
| Robert Mark | 22 | | | | | | | | | | | 0 |
| Brandon Holte | 23 | | | | | | | | | | | 0 |
| Connor John | 27 | 1 | | 1 | | | | | | | | 4 |
| Cole Tharaldson | 28 | | | | | | | | | | | 0 |
| Dominic Leu | 29 | 4 | | 2 | 2 | | | | 2 | | 2 | 32 |
| Chase Brenner | 30 | | | | | | | | | | | 0 |
| Grant Inniger | 31 | | | | | | | | | | | 0 |
| Kellen Hinsz | 32 | | | | | | | | | | | 0 |
| Nick Detloff | 33 | | | | | | | | | | | 0 |
| Blake Ishaug | 35 | | | | | | | | | | | 0 |
| Stanley Shoenecker | 40 | | | | | | | | | | | 0 |
| DJ Gardner | 42 | | | | | | | | | | | 0 |
| Noah Vandal | 43 | | | | | | | | | | | 0 |
| Jalen Plath | 45 | | | | | | | | | | | 0 |
| Austyn Boyum | 49 | | | | | | | | | | | 0 |
| Alex Jennison | 50 | | | | | | | | | | | 0 |
| Xavier Kadrmas | 52 | | | | | | | | | | | 0 |
| Jackson Poepping | 53 | | | | | | | | | | | 0 |
| Jonny Kletsch | 54 | | | | | | | | | | | 0 |
| Ellis Frostie | 55 | | | | | | | | | | | 0 |
| Brett Allmaras | 57 | | | | | | | | | | | 0 |
| Jared Poppel | 58 | | | | | | | | | | | 0 |
| Chandler Burnside | 59 | 2 | | 5 | 2 | 1 | | | | | | 16 |
| Bradey Berg | 61 | 1 | | 5 | 1 | | | | | | | 10 |
| Gabe Dent | 62 | | | | | | | | | | | 0 |
| Owen Jerald | 64 | | | | | | | | | | | 0 |
| Gavin Camperud | 67 | | | | | | | | | | | 0 |
| Tristan Elliot | 70 | | | | | | | | | | | 0 |
| Jack Trowbridge | 73 | | | | | | | | | | | 0 |
| Jonah Lenoue | 75 | | | | | | | | | | | 0 |
| Tyler Stage | 76 | | | | | | | | | | | 0 |
| Kieran Johnson | 77 | 1 | | 5 | 2 | | | | | 1 | | 16 |
| Ashton Johnson | 79 | | | | | | | | | | | 0 |
| Hunter Zenzen | 80 | | | 4 | 2 | | | | | | | 8 |
| Dustin Eaton | 82 | | | | | | | | | | | 0 |
| Matt Samuelson | 85 | | | | | | | | | | | 0 |
| Andrew Wastweet | 87 | | | | | | | | | | | 0 |

Trojans Grind Their Way To US Bank Stadium With 42-14 Win Over Pillager

By: Tracy Hlnsz

The Barnesville Trojans wasted little time in setting the tone for Friday night's Class AA state quarterfinal football game, taking the opening kickoff and driving 57 yards for their first touchdown of the game. They also added a back-breaking touchdown pass with no time remaining in the first half that opened up a comfortable lead, as the Trojans cruised to a 42-14 victory over Pillager. That win set up a date with defending state champion, Caledonia, in the state semi-finals at the new, billion dollar US Bank Stadium.

Barnesville started the game with the ball, getting a big run from Brady Tweeton that took a third and long play down to a fourth and short, where Brady Martz proceeded to get the first down that kept the drive alive.

A few plays later, Tweeton would march into the end zone from six yards out for the first score of the game. Quarterback, Caleb Stetz would connect with Connor John on the two-point conversion for an 8-0 Barnesville lead, which took six minutes off the game clock.

Both defenses would take over as the first quarter quickly came to an end. Pillager would put together a nice drive that ended with a fake field goal attempt that the Trojans defended two times after offsetting penalties replayed the down. Safety, Brady Martz knocked down the pass turning the ball over to the Trojan offense at the 28-yard line.

Three consecutive runs by John, Tweeton and Cole Tharaldson, moved the ball to the Husky 16 yard line. Two plays later, Tweeton would take the hand off and sprint towards the end zone, crushing the remaining Husky tackler for his second score of the game. He would add the two-point conversion pass from Stetz for a 16-0 Trojan lead.

Turnovers were a major part of

the rest of the half as Barnesville's Chase Brenner, recovered a Pillager fumble, before the Huskies intercepted Stetz's pass at the 10-yard line, stopping a scoring drive, which looked to end the half.

However, Pillager would try to get on the scoreboard by throwing the football, completing one long pass to get out of their own end zone, before Joey Roste intercepted a tipped pass at the Trojan 45 yard. He took off down the opposing sideline looking to score before the clock ran out. He would eventually be tackled at the 18-yard line with 4.4 seconds to play in the half. Enough time for one final Trojan play.

That play would be a very big turning point in the outcome of this game, as Stetz found Tweeton on a crossing pattern, with Tweeton catching the ball and accelerating towards the end zone, hurdling the last defender as he crossed the goal line. Martz added the two-point conversion for a 24-0 Trojan lead as both teams went into halftime.

The result of the last play before the half ended, had a significant effect on how the start of the second half would play out. Pillager took the ball and quickly found themselves in a fourth down on their own 42-yard line. The Huskies decided they had to go for it and the pass was incomplete, giving Barnesville the ball in great field position.

Martz and Tweeton would quickly run the ball down to the one-yard line, before Tharaldson ran a sweep left for the touchdown and a 30-0 lead after the PAT was missed.

Pillager would finally get on the scoreboard as Ridge Hunstad broke two tackles, scampering 30 yards for the Huskies first score. The two-point conversion pass was not good making the score 30-6.

The ensuing kickoff saw offensive guard, Kieran Johnson take the kick at the 24 yard line, returning it all the way to the 44 for a 20 yard gain,

as a jubilant Johnson exploded with excitement. Both offenses would not produce any points as the third quarter came to a close.

Barnesville's next score would only take four plays for the Trojans to travel 58 yards with Tweeton netting a seven-yard run. The two-point conversion run was not good making the score 36-6 Barnesville.

The Trojans would force a fumble on the ensuing kickoff, giving them a short field to work with. The drive would end with a Preston Snobl four-yard touchdown run, with the conversion run stopped short of the goal line for a 42-6 Barnesville advantage.

Pillager would add one more score before the end of the game on a shuffle pass from Joshua Doss to Hunstad that covered 39 yards. The two-point conversion run by Hunstad was good making the score 42-14, which is how the game would end with Barnesville moving on to the semi-finals and a trip to US Bank Stadium in Minneapolis.

"I thought our players prepared very well for Pillager and executed their assignments throughout the game," said Head Coach Bryan Strand. "I felt both our offensive and defensive lines controlled the line of scrimmage. Brady Tweeton put on another great performance on both sides of the ball, as did Brady Martz.

I am extremely proud of the players and coaches. We now play state powerhouse Caledonia, who is big, fast and physical. We will have to have a great week of practice and figure out a way to stop their powerful offense and run against their aggressive defense. It's a challenge we look forward to. It should be a fun matchup on Friday."

The Trojans were led by Brady Tweeton who tallied 19 carries for 176 yards and three scores, while adding two catches for 17 yards and another score, in helping Barnesville accumulate 349 yards of total

offense (332 yards rushing, 17 yards receiving), while holding Pillager to 241 total yards of offense (143 rushing, 98 receiving) forcing four turnovers.

Joey Roste led the defense with nine tackles, one tipped pass, one fumble recovery, one interception and two tackles on kicks, with Chase Brenner adding four tackles, two tackles for loss and one fumble recovery.

Tweeton finished with seven tackles, one for loss, while Kieran Johnson added seven tackles and one tipped pass, with Chandler Burnside netting six tackles and one fumble caused. Conner John, Preston Snobl and Brady Berg each tallied seven tackles in the victory.

Barnesville improved their record to 11-0 on the season and will play

Caledonia on Friday, November 18th at 11:30 am in Minneapolis at US Bank Stadium.

Box Score

| | 1 | 2 | 3 | 4 | F |
|-------------|---|----|---|----|----|
| Barnesville | 8 | 16 | 6 | 12 | 42 |
| Pillager | 0 | 0 | 6 | 8 | 14 |

B-Tweeton 6-yard run (John Pass from Stetz)

B-Tweeton 11-yard run (Tweeton Pass from Stetz)

B-Tweeton 22-yard pass from Stetz (Martz Run)

B-Tharaldson 1-yard run (Kick Failed)

P-Hunstad 30-yard run (Pass Failed)

B-Tweeton 7-yard run (Run Failed)

B-Snobl 4-yard run (Run Failed)

P-Hunstad 39-yard pass from Doss (Hunstad Run)

Individual Statistics

Rushing:

P Hunstad 15-85, Gjovik 4-20, Horn 4-17, Klein 1-13, Doss, 1-5, Fink 2-2, Berndt 1-1, VanVickle 1-0

B Tweeton 19-176, Tharaldson 6-50, John 11-46, Martz 5-49, Detloff 3-24, Stetz 3-(-11), Snobl 1-4, Brenner 1-(-6)

Passing:

P Doss 10-21-1=98, Peterson 0-1-1=0

B Stetz 2-8-1=17

Receiving:

P Hunstad 4-84, Fehrenbacher 3-14, Negel 2-7, Horn 1-(-7)


B Tweeton 2-17



Preston Snobl #2 and Caleb Stetz #5 block for Kieran Johnson #77 on a kickoff return from the 24 to the 44 yard line. That is unfamiliar territory for an offensive guard who seldom sees the ball. Brandon Holte #23 backs up the rally.



Jack Trowbridge #61, Chase Brenner #30 and Brady Martz #15 all are looking for a handle on the Husky ball carrier.



Brady Tweeton falls forward to the end zone. Blake Ishaug #35 gets a good view of the touchdown after clearing the area of defenders.



Bradey Berg #61 and Joey Roste #7 pull down the Pillager ball carrier.

Brett Allmaras #57 can't block from the back as a Husky defender gets a grip on Cole Tharaldson #28. Quarterback Caleb Stetz #5 is ahead of the play looking for a block. This was one of the few offensive plays that the Trojans did not get to work against Pillager.



Brady Martz #15 blows through the Pillager line for a good gain.



It all begins down in the trenches. Connor John #27 takes the handoff from quarterback Caleb Stetz #5 as Owen Jerald #64, Chandler Burnside #59 and Cole Tharaldson #28 take care of blocking assignments.



Jack Trowbridge #73 and Owen Jerald #64 protect their quarterback as Caleb Stetz #5 looks for an open receiver.

Offensive Stats vs Pillager QTR Finals State

| RUSHING | | | | | | GAME STATS | | | |
|----------------------|--------------------|------------------|------------------|--------------------|-----------------|------------|----------|------|--|
| Attempts | Yards | Average per rush | fumbles | Touchdowns | First Downs | Trojans | Opponent | | |
| Brady Tweeton | 19 | 165 | 8.7 | 3 | 19 | 12 | | | |
| Brady Martz | 5 | 53 | 10.6 | | Rushing | 18 | 9 | | |
| Connor John | 11 | 44 | 4.0 | | Passing | | 3 | | |
| Cole Tharaldson | 7 | 55 | 7.9 | 1 | Penalty | 1 | | | |
| Chase Brenner | 1 | -6 | -6.0 | | Rushing Yards | 329 | 221 | | |
| Caleb Stetz | 3 | -11 | -3.7 | | Passing Yards | 18 | 32 | | |
| Nick Detloff | 3 | 25 | 8.3 | | Total Offense | 347 | 253 | | |
| Robert Mark | | | | | Turnovers | 2 | 3 | | |
| Matt Bredman | | | | | Penalties | | | | |
| Preston Snobl | 1 | 4 | | 1 | Number | 6 | 5 | | |
| Brandon Holte | | | | | Yards penalized | 45 | 28 | | |
| Brooks Martinson | | | | | | | | | |
| Noah Vandal | | | | | | | | | |
| Hunter Zenzen | | | | | | | | | |
| Jackson Wahl | | | | | | | | | |
| Kieran Johnson | | | | | | | | | |
| Owen Jerald | | | | | | | | | |
| Nolan Rick | | | | | | | | | |
| Total yards | 50 | 329 | 6.6 | 0 | 5 | | | | |
| | | | | | | | | | |
| Scoring | | | | | | | | | |
| Touchdown | 2pt Conv. | Xtra-pt | Field Goal | Safety | Total Points | | | | |
| Brady Tweeton | 4 | 1 | | | 26 | | | | |
| Cole Tharaldson | 1 | | | | 6 | | | | |
| Jack Trowbridge | | | | | 0 | | | | |
| Brady Martz | | 1 | | | 2 | | | | |
| Chase Brenner | | | | | 0 | | | | |
| Matt Bredman | | | | | 0 | | | | |
| Connor John | | 1 | | | 2 | | | | |
| Austyn Boyum | | | | | 0 | | | | |
| Brandon Holte | | | | | 0 | | | | |
| Hunter Zenzen | | | | | 0 | | | | |
| Andrew Wastweet | | | | | 0 | | | | |
| Caleb Stetz | | | | | 0 | | | | |
| Preston Snobl | 1 | | | | 6 | | | | |
| Kieran Johnson | | | | | 0 | | | | |
| Nick Detloff | | | | | 0 | | | | |
| | | | | | | | | | |
| PASSING | | | | | | | | | |
| Attempts | Completions | Yards | Average Per Pass | Touchdowns | Interceptions | Passing % | | | |
| Caleb Stetz | 7 | 1 | 18 | 1 | 1 | 14.3% | | | |
| | | | | | | | | | |
| | | | | | | | | | |
| RECEIVING | | | | | | | | | |
| Receptions | Yards | Avg. Per Catch | Touchdowns | | | | | | |
| Brady Tweeton | 1 | 18 | 18.0 | 1 | | | | | |
| Connor John | | | | | | | | | |
| Cole Tharaldson | | | | | | | | | |
| Austyn Boyum | | | | | | | | | |
| Joey Roste | | | | | | | | | |
| Andrew Wastweet | | | | | | | | | |
| Brady Martz | | | | | | | | | |
| Blake Ishaug | | | | | | | | | |
| Brandon Holte | | | | | | | | | |
| | | | | | | | | | |
| KICKING | | | | | | XTR Point | | FG | |
| Type of Kick | Attempts | Yards | Avg. Per Kick | Xtr PT/FG | Attempts | Made | ATT | Made | |
| Dominic Leu | KO | 6 | 413 | 68.8 | Jack Trowbridge | | | | |
| Joey Roste | Punt | 4 | 118 | 29.5 | Brady Tweeton | 1 | 0 | | |
| Brady Tweeton | KO | | | | Matt Samuelson | | | | |
| Owen Jerald | | | | | | | | | |
| Matt Samuelson | | | | | | | | | |
| | | | | | | | | | |
| RETURNS | | | | | | | | | |
| Punt Returns Yardage | KO Returns Yardage | # Punt Returns | # KO Returns | Total Return Yards | Touchdowns | | | | |
| Brady Tweeton | | | | | | | | | |
| Brady Martz | | | | | | | | | |
| Connor John | | | | | | | | | |
| Chase Brenner | | | | | | | | | |
| Hunter Zenzen | | | | | | | | | |
| Kieran Johnson | | 22 | 1 | | | | | | |

| GAME STATS | Trojans | Opponent |
|-----------------|---------|----------|
| First Downs | 19 | 12 |
| Rushing | 18 | 9 |
| Passing | | 3 |
| Penalty | 1 | |
| Rushing Yards | 329 | 221 |
| Passing Yards | 18 | 32 |
| Total Offense | 347 | 253 |
| Turnovers | 2 | 3 |
| Penalties | | |
| Number | 6 | 5 |
| Yards penalized | 45 | 28 |

| Defensive Stats vs. State Quarterfinal Pillager | | | | | | | | | | | | |
|-------------------------------------------------|----|-----------------------|---------------------------|--------------------------|----------------------|------------------------|--------------------------|-----------|------------|-----------------------|-------------------------|--------------|
| Name | # | solo Tackles +3 | Assisted Tackles +1 | Tackle for loss +2 | Tipped pass +1 | Fumble caused +4 | Fumble recovery +3 | Int +5 | Sack +4 | Blocked Kick +5 | Tackle on Kick +3 | Total Points |
| Preston Snobl | 2 | | 1 | 6 | | | | | | | | 9 |
| Jackson Wahl | 3 | | | | | 1 | | | | | | 4 |
| Caleb Stetz | 5 | | | | | | | | | | | 0 |
| Joey Roste | 7 | | 1 | 8 | | 1 | | 1 | 1 | | 2 | 26 |
| Matt Bredman | 10 | | | | | | | | | | | 0 |
| Brady Martz | 15 | | 1 | 3 | | 1 | | | | | | 7 |
| Brady Tweeton | 20 | | 2 | 5 | 1 | | | | | | | 13 |
| Brooks Martinson | 21 | | | | | | | | | | | 0 |
| Robert Mark | 22 | | | | | | | | 1 | | | 5 |
| Brandon Holte | 23 | | | | | | | | | | 1 | 3 |
| Connor John | 27 | | 1 | 6 | | | | | | | | 9 |
| Cole Tharaldson | 28 | | | | | | | | | | | 0 |
| Dominic Leu | 29 | | | 4 | | | | | | | | 4 |
| Chase Brenner | 30 | | 3 | 1 | 2 | | | 1 | | | | 17 |
| Grant Inniger | 31 | | | | | | | | | | | 0 |
| Kellen Hinsz | 32 | | | | | | | | | | | 0 |
| Nick Detloff | 33 | | | 1 | | | | | | | 1 | 4 |
| Blake Ishaug | 35 | | | | | | | | | | | 0 |
| Stanley Shoenecker | 40 | | | | | | | | | | | 0 |
| DJ Gardner | 42 | | | | | | | | | | | 0 |
| Noah Vandal | 43 | | | | | | | | | | | 0 |
| Jalen Plath | 45 | | | 1 | | | | | | | | 1 |
| Austyn Boyum | 49 | | | | | | | | | | | 0 |
| Alex Jennison | 50 | | 1 | | | | | | | | 1 | 6 |
| Xavier Kadmas | 52 | | | | | | | | | | | 0 |
| Jackson Poepping | 53 | | | | | | | | | | | 0 |
| Jonny Kletsch | 54 | | | | | | | | | | | 0 |
| Ellis Froslie | 55 | | | | | | | | | | | 0 |
| Brett Allmaras | 57 | | | | | | | | | | | 0 |
| Jared Poppel | 58 | | | | | | | | | | | 0 |
| Chandler Burnside | 59 | | | 6 | | 1 | | | | | | 10 |
| Bradey Berg | 61 | | | 7 | | | | | | | | 7 |
| Gabe Dent | 62 | | | | | | | | | | | 0 |
| Owen Jerald | 64 | | | 1 | | | | | | | | 1 |
| Gavin Camperud | 67 | | | | | | | | | | | 0 |
| Tristan Elliot | 70 | | | | | | | | | | | 0 |
| Jack Trowbridge | 73 | | | | | | | | | | | 0 |
| Jonah Lenoue | 75 | | | | | | | | | | | 0 |
| Tyler Stage | 76 | | | | | | | | | | | 0 |
| Kieran Johnson | 77 | | 2 | 5 | | 1 | | | | | | 12 |
| Ashton Johnson | 79 | | | | | | | | | | | 0 |
| Hunter Zenzen | 80 | | | | | | | | | | | 0 |
| Dustin Eaton | 82 | | | | | | | | | | | 0 |
| Matt Samuelson | 85 | | | | | | | | | | | 0 |
| Andrew Wastweet | 87 | | | | | | | | | | | 0 |

Trojan Season Ends At The Hands Of Caledonia

By: Tracy Hinsz

The Barnesville Trojans had a strong start to the game, handing defending state champion Caledonia, their first deficit in a football game since the 2014 season at 13-7 with 9:26 remaining in the second quarter.

This is where the wheels came off the bus. The Warriors scored 34 unanswered points, as the Trojans mishandled the football, digging themselves a huge hole that they could not get out of. Barnesville's season came to an end in a 55-20 loss.

The Trojans opened up the game with the ball but could not get a first down, falling inches short. Caledonia took over and immediately drove the field, before being stopped on third down. However, a personal foul penalty on the Trojans gave them a new set of downs, and they immediately made Barnesville pay as Ben McCabe scampered into the end zone from 16 yards out with Austin Werner adding the PAT for a 7-0 lead.

The Trojans would get their first score of the game after Caleb Stetz completed a pass to Brady Tweeton covering 31 yards getting the ball to the 39-yard line. Tweeton would soon take a hand off, breaking through the line on an excellent seal block from Kieran Johnson and was off to the races, scoring a Trojan touchdown from 61 yards out. Tweeton booted the extra point, knotting the game at seven.

A penalty stopped the Warriors next drive, negating a touchdown, giving the Trojans the ball back where they quickly struck again with a Stetz to Connor John 42 yard pass play, getting the ball to the Warriors 17 yard line.

Barnesville was stopped and needed a fourth down pass from Stetz to Tweeton that covered 12 yards to keep the drive alive. The next play, Stetz would find John on a rollout pass for a five-yard touchdown to give the underdog Trojans a 13-7 lead after the PAT was blocked, with 9:26 remaining in the second quarter.

Caledonia came storming back with a very nice kickoff return that gave them a short field to work with. Quarterback, Owen King immediately went to work, hitting his favorite target Andrew Goergen on consecutive passes that covered 24 and 10 yards, with the last earning them a touchdown. Preston Snobl would block the kick to keep the game tied at 13 with 7:58 remaining in the quarter.

This is where momentum started to change as the ensuing kickoff saw Brady Martz, get hit by a few players, spinning him around. Another Warrior player tackled him, knocking the football out with his helmet, with Caledonia recovering at the 25-yard line.

Champions make plays when teams are reeling and Caledonia would make Barnesville pay three plays later when King found Goergen again for a 13 yard score. The extra point was good giving the Warriors a 20-13 lead.

The Trojans needed to answer with a drive of their own, when disaster struck as the Trojans fumbled the ball, with Caledonia recovering again on Barnesville's 18-yard line. One play later, McCabe was in the end zone on an 18-yard run that put the Warriors up 27-13.

The offense could not get a first down on their next possession and had to punt with 3:52 remaining in the half. Caledonia immediately hit on a 37 yard run by McCabe, getting the ball to the 19-yard line. Barnesville's defense would stiffen, forcing a fourth down, but King would find an open receiver to keep the drive alive, with King scoring on a two-yard run a play later for a 34-13 lead with 1:57 left to play in the half.

Barnesville could not stop the Warrior momentum, as Caledonia forced a Stetz fumble, recovering the ball with 1:02 remaining in the quarter. Two plays later, King found Goergen for another 10-yard touchdown that put them up 41-13 as the half finally came to an end.

Caledonia opened up the second half with the ball, taking only four

plays to find the end zone as King connected with Jordan Burg for a 44-yard pass with the PAT making the score 48-13.

Barnesville's first possession of the second half ended with an interception that was returned to the Trojan 14-yard line. McCabe would score on a 12 yard run two plays later with Werner adding his seventh extra point for a 55-13 lead.

The Trojans were able to put up one more score thanks to a 70 yard run by Tweeton that put the ball on the 19-yard line. A few plays later, Brady Martz would take a reverse and score the game's final touchdown on a 15-yard run, with Tweeton adding the PAT for a 55-20 score. The fourth quarter would be played without any more points being added to the scoreboard as Barnesville's season came to an end with a 55-20 loss to Caledonia.

"I thought we started the game very confident, standing toe-to-toe with the defending state champions," said Head Coach Bryan Strand. "We did not back down, played physical and with confidence. We scored two touchdowns to take a 13-7 lead and our players, coaches and fans believed we could win this game."

The turning point of the game was our back-to-back fumbles, deep in our territory that Caledonia immediately turned into touchdowns that put us down 27-13. A little doubt seemed to creep into our heads as players tried to do more than their responsibilities to make up our deficit, which is a natural reaction with high school athletes. Our momentum was zapped and theirs skyrocketed. Unfortunately we could not weather the storm as they capitalized on our mistakes, scoring two more touchdowns in the last two minutes of the half," said Strand.

æHowever, I could not be any more proud of this team and the accomplishments they achieved this season. Not many people believed we were going to win a Section championship and be playing in the semi-finals at US Bank Stadium. These kids have nothing to hang their heads about.

"Brady Tweeton had an unbelievable season on both sides of the football, as did Brady Martz. Caleb Stetz secured the quarterback position and led our team to 11 wins, while Connor John played physical all year. Kieran Johnson and Owen Jerald powered our offensive line, while Johnson was the leader of our defense with his relentless, not stop motor. Players across the board stepped up their games, helping us get to Minneapolis, leaving it all out on the field this season and in this game and for that I am grateful to have coached them," Coach Strand continued.

"It was a fun and memorable season of Trojan football. A season that the players will remember for the rest of their lives. I have truly enjoyed coaching them and watching them grow. I cannot thank these players, especially the seniors and my coaching staff enough for the work and preparation they put into this year, making it one to remember," Strand concluded.

Brady Tweeton ended the game with 141 yards rushing on 15 carries

and a touchdown, while adding three catches for 52 yards, with Caleb Stetz completing seven passes in 12 attempts for 99 yards, with one touchdown and one interception.

As a team, the Trojans finished with 254 yards of total offense with 155 rushing yards and 99 yards passing. Caledonia managed 343 yards of offense with 218 yards passing and 125 yards rushing. Turnovers doomed the Trojans as they committed five (four fumbles and one interception) that the Warriors turned into four touchdowns.

The Trojans end their season with a record of 11 wins and 1 loss.

Box Score

| | 1 | 2 | 3 | 4 | F |
|-------------|---|----|----|----|------|
| Caledonia | 7 | 34 | 14 | 12 | - 55 |
| Barnesville | 7 | 6 | 7 | 8 | - 20 |

C-B. McCabe 16-yard run (Werner Kick)

B-Tweeton 61-yard run (Tweeton Kick)

B-John 5-yard pass from Stetz (Kick Blocked)

C-An. Goergen 10-yard pass from King (Kick Blocked)

C-An. Goergen 13-yard pass from King (Werner Kick)

C-B. McCabe 18-yard run (Werner Kick)

C-King 2-yard run (Werner Kick)

C-An. Goergen 10-yard pass from King (Werner Kick)

C-Burg 44-yard pass from King (Werner Kick)

C-B. McCabe 12-yard run (Werner Kick)

B-Martz 15-yard run (Tweeton Kick)

Individual Statistics

Rushing:

C B. McCabe 11-106, N. McCabe 8-20, King 5-(-1)

B Tweeton 15-141, Tharaldson 3-(-2), John 4-19, Martz 4-21, Detloff 2-4, Stetz 3-(-16), Holte 1-0, Mark 1-(-12)

Passing:


C King 16-25-0=218

B Stetz 7-12-1=99

Receiving:

C An. Goergen 7-109, Burg 6-88, Al. Goergen 1-11, B. McCabe 1-11, Barthel 1-(-1)

B Tweeton 3-52, John 2-47, Roste 1-3, Tharaldson 1-(-3)




Bradey Berg #61, Connor John #27 and Dominic Leu #29 take on some intense blocking assignments in the State Semi-finals.



Cole Tharaldson #28 gets a rare opportunity to look at some open field. Joey Roste #7 and Nick Detloff #33 are looking for Caledonia players to block.



Connor John #27, Kieran Johnson #77, Preston Snobl #2 and Chase Brenner #30 got to see more action than they wanted trying to contain the State Champion Warriors offense.



Connor John #27 takes the handoff from Caleb Stetz #5 in an attempt to get through a solid wall of Caledonia Warriors.



Brady Martz makes a good solo tackle on a Caledonia ball carrier.



Brady Martz catches the ball during a kickoff return.



Brady Tweeton breaks through the line and is on the way to the end zone for a Trojan touchdown.



Brady Martz stretches out in an attempt to get to the football.



Brandon Holte gets a little help from another Trojan as they stop the powerful warrior offender.

Offensive Stats vs Pillager Semi finals of State - Caledonia

| RUSHING | | | | | | GAME STATS | | |
|------------------|-----------|-------------|------------------|------------------|------------|-----------------|-----------|----------|
| | Attempts | Yards | Average per rush | fumbles | Touchdowns | | Trojans | Opponent |
| Brady Tweeton | 16 | 143 | 8.9 | 1 | 1 | First Downs | 7 | 15 |
| Brady Martz | 4 | 22 | 5.5 | 1 | 1 | Rushing | 3 | 6 |
| Connor John | 4 | 19 | 4.8 | | | Passing | 3 | 8 |
| Cole Tharaldson | 5 | -6 | -1.2 | | | Penalty | 1 | 1 |
| Chase Brenner | | | | | | Rushing Yards | 170 | 113 |
| Caleb Stetz | 3 | -1 | -0.3 | 2 | | Passing Yards | 100 | 248 |
| Nick Detloff | 2 | 5 | 2.5 | | | Total Offense | 270 | 361 |
| Robert Mark | 1 | -12 | | | | Turnovers | 5 | 0 |
| Matt Bredman | | | | | | Penalties | | |
| Preston Snobl | | | | | | Number | 6 | 3 |
| Brandon Holte | | | | | | Yards penalized | 45 | 20 |
| Brooks Martinson | | | | | | | | |
| Noah Vandal | | | | | | | | |
| Hunter Zenzen | | | | | | | | |
| Jackson Wahl | | | | | | | | |
| Kieran Johnson | | | | | | | | |
| Owen Jerald | | | | | | | | |
| Nolan Rick | | | | | | | | |
| Total yards | 35 | 170 | 4.9 | 4 | 2 | | | |
| | | | | | | | | |
| Scoring | Touchdown | 2pt Conv. | Xtra-pt | Field Goal | Safety | Total Points | | |
| Brady Tweeton | 1 | | 2 | | | 8 | | |
| Cole Tharaldson | | | | | | 0 | | |
| Jack Trowbridge | | | | | | 0 | | |
| Brady Martz | 1 | | | | | 6 | | |
| Chase Brenner | | | | | | 0 | | |
| Matt Bredman | | | | | | 0 | | |
| Connor John | 1 | | | | | 6 | | |
| Austyn Boyum | | | | | | 0 | | |
| Brandon Holte | | | | | | 0 | | |
| Hunter Zenzen | | | | | | 0 | | |
| Andrew Wastweet | | | | | | 0 | | |
| Caleb Stetz | | | | | | 0 | | |
| Preston Snobl | | | | | | 0 | | |
| Kieran Johnson | | | | | | 0 | | |
| Nick Detloff | | | | | | 0 | | |
| | | | | | | | | |
| PASSING | Attempts | Completions | Yards | Average Per Pass | Touchdowns | Interceptions | Passing % | |
| Caleb Stetz | 11 | 6 | 100 | 16.7 | 1 | 1 | 54.5% | |
| | | | | | | | | |
| | | | | | | | | |
| | | | | | | | | |
| | | | | | | | | |
| | | | | | | | | |
| | | | | | | | | |
| | | | | | | | | |
| | | | | | | | | |
| | | | | | | | | |
| | | | | | | | | |
| | | | | | | | | |
| | | | | | | | | |
| | | | | | | | | |
| | | | | | | | | |
| | | | | | | | | |
| | | | | | | | | |
| | | | | | | | | |
| | | | | | | | | |
| | | | | | | | | |
| | | | | | | | | |
| | | | | | | | | |
| | | | | | | | | |
| | | | | | | | | |
| | | | | | | | | |
| | | | | | | | | |
| | | | | | | | | |
| | | | | | | | | |
| | | | | | | | | |
| | | | | | | | | |
| | | | | | | | | |
| | | | | | | | | |
| | | | | | | | | |
| | | | | | | | | |
| | | | | | | | | |
| | | | | | | | | |
| | | | | | | | | |
| | | | | | | | | |
| | | | | | | | | |
| | | | | | | | | |
| | | | | | | | | |
| | | | | | | | | |
| | | | | | | | | |
| | | | | | | | | |
| | | | | | | | | |
| | | | | | | | | |
| | | | | | | | | |
| | | | | | | | | |
| | | | | | | | | |
| | | | | | | | | |
| | | | | | | | | |
| | | | | | | | | |
| | | | | | | | | |
| | | | | | | | | |
| | | | | | | | | |
| | | | | | | | | |
| | | | | | | | | |
| | | | | | | | | |
| | | | | | | | | |
| | | | | | | | | |
| | | | | | | | | |
| | | | | | | | | |
| | | | | | | | | |
| | | | | | | | | |
| | | | | | | | | |
| | | | | | | | | |
| | | | | | | | | |
| | | | | | | | | |
| | | | | | | | | |
| | | | | | | | | |
| | | | | | | | | |
| | | | | | | | | |
| | | | | | | | | |
| | | | | | | | | |
| | | | | | | | | |
| | | | | | | | | |
| | | | | | | | | |
| | | | | | | | | |
| | | | | | | | | |
| | | | | | | | | |
| | | | | | | | | |
| | | | | | | | | |
| | | | | | | | | |
| | | | | | | | | |
| | | | | | | | | |
| | | | | | | | | |
| | | | | | | | | |
| | | | | | | | | |
| | | | | | | | | |
| | | | | | | | | |
| | | | | | | | | |
| | | | | | | | | |
| | | | | | | | | |
| | | | | | | | | |
| | | | | | | | | |
| | | | | | | | | |
| | | | | | | | | |
| | | | | | | | | |
| | | | | | | | | |
| | | | | | | | | |
| | | | | | | | | |
| | | | | | | | | |
| | | | | | | | | |
| | | | | | | | | |
| | | | | | | | | |
| | | | | | | | | |
| | | | | | | | | |
| | | | | | | | | |
| | | | | | | | | |
| | | | | | | | | |
| | | | | | | | | |
| | | | | | | | | |
| | | | | | | | | |
| | | | | | | | | |
| | | | | | | | | |
| | | | | | | | | |
| | | | | | | | | |
| | | | | | | | | |
| | | | | | | | | |
| | | | | | | | | |
| | | | | | | | | |
| | | | | | | | | |
| | | | | | | | | |
| | | | | | | | | |
| | | | | | | | | |
| | | | | | | | | |
| | | | | | | | | |
| | | | | | | | | |
| | | | | | | | | |
| | | | | | | | | |
| | | | | | | | | |
| | | | | | | | | |
| | | | | | | | | |
| | | | | | | | | |
| | | | | | | | | |
| | | | | | | | | |
| | | | | | | | | |
| | | | | | | | | |
| | | | | | | | | |
| | | | | | | | | |
| | | | | | | | | |
| | | | | | | | | |
| | | | | | | | | |
| | | | | | | | | |
| | | | | | | | | |
| | | | | | | | | |
| | | | | | | | | |
| | | | | | | | | |
| | | | | | | | | |
| | | | | | | | | |
| | | | | | | | | |
| | | | | | | | | |
| | | | | | | | | |
| | | | | | | | | |
| | | | | | | | | |
| | | | | | | | | |
| | | | | | | | | |
| | | | | | | | | |
| | | | | | | | | |
| | | | | | | | | |
| | | | | | | | | |
| | | | | | | | | |
| | | | | | | | | |
| | | | | | | | | |
| | | | | | | | | |
| | | | | | | | | |
| | | | | | | | | |
| | | | | | | | | |
| | | | | | | | | |
| | | | | | | | | |
| | | | | | | | | |
| | | | | | | | | |
| | | | | | | | | |
| | | | | | | | | |
| | | | | | | | | |
| | | | | | | | | |
| | | | | | | | | |
| | | | | | | | | |
| | | | | | | | | |
| | | | | | | | | |
| | | | | | | | | |
| | | | | | | | | |
| | | | | | | | | |
| | | | | | | | | |
| | | | | | | | | |
| | | | | | | | | |
| | | | | | | | | |
| | | | | | | | | |
| | | | | | | | | |
| | | | | | | | | |
| | | | | | | | | |
| | | | | | | | | |
| | | | | | | | | |
| | | | | | | | | |
| | | | | | | | | |
| | | | | | | | | |
| | | | | | | | | |
| | | | | | | | | |
| | | | | | | | | |
| | | | | | | | | |
| | | | | | | | | |
| | | | | | | | | |
| | | | | | | | | |
| | | | | | | | | |
| | | | | | | | | |
| | | | | | | | | |
| | | | | | | | | |
| | | | | | | | | |
| | | | | | | | | |
| | | | | | | | | |
| | | | | | | | | |
| | | | | | | | | |
| | | | | | | | | |
| | | | | | | | | |
| | | | | | | | | |
| | | | | | | | | |
| | | | | | | | | |
| | | | | | | | | |
| | | | | | | | | |
| | | | | | | | | |
| | | | | | | | | |
| | | | | | | | | |
| | | | | | | | | |
| | | | | | | | | |
| | | | | | | | | |
| | | | | | | | | |
| | | | | | | | | |
| | | | | | | | | |
| | | | | | | | | |
| | | | | | | | | |
| | | | | | | | | |
| | | | | | | | | |
| | | | | | | | | |
| | | | | | | | | |
| | | | | | | | | |
| | | | | | | | | |
| | | | | | | | | |
| | | | | | | | | |
| | | | | | | | | |
| | | | | | | | | |
| | | | | | | | | |
| | | | | | | | | |
| | | | | | | | | |
| | | | | | | | | |
| | | | | | | | | |
| | | | | | | | | |
| | | | | | | | | |
| | | | | | | | | |
| | | | | | | | | |
| | | | | | | | | |
| | | | | | | | | |
| | | | | | | | | |
| | | | | | | | | |
| | | | | | | | | |
| | | | | | | | | |
| | | | | | | | | |
| | | | | | | | | |
| | | | | | | | | |
| | | | | | | | | |
| | | | | | | | | |
| | | | | | | | | |
| | | | | | | | | |
| | | | | | | | | |
| | | | | | | | | |
| | | | | | | | | |
| | | | | | | | | |
| | | | | | | | | |
| | | | | | | | | |

| Defensive Stats vs. State Semi Final Caledonia | | | | | | | | | | | | |
|------------------------------------------------|----|-----------------------|---------------------------|--------------------------|----------------------|------------------------|--------------------------|-----------|------------|-----------------------|-------------------------|--------------|
| Name | # | solo Tackles +3 | Assisted Tackles +1 | Tackle for loss +2 | Tipped pass +1 | Fumble caused +4 | Fumble recovery +3 | Int +5 | Sack +4 | Blocked Kick +5 | Tackle on Kick +3 | Total Points |
| Preston Snobl | 2 | 4 | 2 | 1 | | | | | | 1 | | 21 |
| Jackson Wahl | 3 | | | | | | | | | | | 0 |
| Caleb Stetz | 5 | | | | | | | | | | | 0 |
| Joey Roste | 7 | 1 | 4 | | 1 | | | | | | | 8 |
| Matt Bredman | 10 | | | | | | | | | | | 0 |
| Brady Martz | 15 | 3 | 3 | | | | | | | | | 12 |
| Brady Tweeton | 20 | 2 | 1 | 1 | 2 | | | | | | | 11 |
| Brooks Martinson | 21 | | | | | | | | | | | 0 |
| Robert Mark | 22 | | | | | | | | | | | 0 |
| Brandon Holte | 23 | | | | | | | | | | 1 | 3 |
| Connor John | 27 | 2 | 1 | 1 | | | | | | | 1 | 12 |
| Cole Tharaldson | 28 | | | | | | | | | | | 0 |
| Dominic Leu | 29 | | 4 | 1 | | | | | 1 | | | 10 |
| Chase Brenner | 30 | | | | | | | | | | | 0 |
| Grant Inniger | 31 | | | | | | | | | | | 0 |
| Kellen Hinsz | 32 | | | | | | | | | | | 0 |
| Nick Detloff | 33 | | 2 | 1 | | | | | 1 | | | 8 |
| Blake Ishaug | 35 | | | | | | | | | | | 0 |
| Stanley Shoenecker | 40 | | | | | | | | | | | 0 |
| DJ Gardner | 42 | | | | | | | | | | | 0 |
| Noah Vandal | 43 | | | | | | | | | | | 0 |
| Jalen Plath | 45 | | | | | | | | | | | 0 |
| Austyn Boyum | 49 | | | | | | | | | | | 0 |
| Alex Jennison | 50 | | | | | | | | | | 1 | 3 |
| Xavier Kadrmas | 52 | | | | | | | | | | | 0 |
| Jackson Poepping | 53 | | | | | | | | | | | 0 |
| Jonny Kletsch | 54 | | | | | | | | | | | 0 |
| Ellis Froslic | 55 | | | | | | | | | | | 0 |
| Brett Allmaras | 57 | | | | | | | | | | | 0 |
| Jared Poppel | 58 | | | | | | | | | | | 0 |
| Chandler Burnside | 59 | 1 | 3 | 2 | | | | | | | | 10 |
| Bradey Berg | 61 | | 4 | 1 | | | | | 1 | | | 10 |
| Gabe Dent | 62 | | | | | | | | | | | 0 |
| Owen Jerald | 64 | | | | | | | | | | | 0 |
| Gavin Camperud | 67 | | | | | | | | | | | 0 |
| Tristan Elliot | 70 | | | | | | | | | | | 0 |
| Jack Trowbridge | 73 | | | | | | | | | | | 0 |
| Jonah Lenoue | 75 | | | | | | | | | | | 0 |
| Tyler Stage | 76 | | | | | | | | | | | 0 |
| Kieran Johnson | 77 | 1 | 3 | | | | | | 1 | | | 10 |
| Ashton Johnson | 79 | | | | | | | | | | | 0 |
| Hunter Zenzen | 80 | | 3 | | | | | | | | | 3 |
| Dustin Eaton | 82 | | | | | | | | | | | 0 |
| Matt Samuelson | 85 | | | | | | | | | | | 0 |
| Andrew Wastweet | 87 | | | | | | | | | | | 0 |

Offensive Stats SEASON 2016

| RUSHING | Attempts | Yards | Average per rush | fumbles | Touchdowns |
|------------------|----------|-------|------------------|---------|------------|
| Brady Tweeton | 167 | 1901 | 11.4 | 5 | 28 |
| Brady Martz | 68 | 710 | 10.4 | 1 | 10 |
| Connor John | 104 | 776 | 7.5 | 0 | 7 |
| Cole Tharaldson | 53 | 338 | 6.4 | 1 | 4 |
| Chase Brenner | 27 | 150 | 5.6 | 2 | 1 |
| Caleb Stetz | 32 | -7 | -0.2 | 5 | 1 |
| Nick Detloff | 13 | 150 | 11.5 | 2 | 0 |
| Robert Mark | 8 | 72 | 9.0 | 0 | 0 |
| Matt Bredman | 8 | 28 | 3.5 | 0 | 1 |
| Preston Snobl | 11 | 48 | 4.4 | 2 | 1 |
| Brandon Holte | 12 | 55 | 4.6 | 0 | 1 |
| Brooks Martinson | 2 | 11 | 5.5 | 0 | 0 |
| Noah Vandal | 1 | 0 | 0.0 | 1 | 0 |
| Hunter Zenzen | 2 | 12 | 6.0 | 0 | 1 |
| Jackson Wahl | 8 | 42 | 5.3 | 0 | 0 |
| Kieran Johnson | 1 | 13 | 13.0 | 0 | 0 |
| Owen Jerald | 1 | 1 | 1.0 | 0 | 0 |
| Nolan Rick | 1 | 1 | 1.0 | 0 | 0 |

Total yards 519 4301 8.3 19 55

| Scoring | Touchdown | 2pt Conv. | Xtra-pt | Field Goal | Safety | Total Points |
|-----------------|-----------|-----------|---------|------------|--------|--------------|
| Brady Tweeton | 31 | 10 | 2 | 0 | 0 | 208 |
| Cole Tharaldson | 7 | 4 | 0 | 0 | 0 | 50 |
| Jack Trowbridge | 0 | 0 | 13 | 0 | 0 | 13 |
| Brady Martz | 13 | 3 | 0 | 0 | 0 | 84 |
| Chase Brenner | 1 | 0 | 0 | 0 | 0 | 6 |
| Matt Bredman | 1 | 0 | 0 | 0 | 0 | 6 |
| Connor John | 10 | 2 | 0 | 0 | 0 | 64 |
| Austyn Boyum | 1 | 0 | 0 | 0 | 0 | 6 |
| Brandon Holte | 2 | 0 | 0 | 0 | 0 | 12 |
| Hunter Zenzen | 1 | 0 | 0 | 0 | 0 | 6 |
| Andrew Wastweet | 1 | 1 | 0 | 0 | 0 | 8 |
| Caleb Stetz | 1 | 0 | 0 | 0 | 0 | 6 |
| Preston Snobl | 1 | 1 | 0 | 0 | 0 | 8 |
| Kieran Johnson | 0 | 0 | 0 | 0 | 1 | 2 |
| Nick Detloff | 1 | 0 | 0 | 0 | 0 | 6 |

| PASSING | Attempts | Completions | Yards | Average Per Pass | Touchdowns | Interceptions | Passing % |
|-------------|----------|-------------|-------|------------------|------------|---------------|-----------|
| Caleb Stetz | 72 | 38 | 675 | 17.8 | 12 | 2 | 52.8% |

| RECEIVING | Receptions | Yards | Avg. Per Catch | Touchdowns |
|-----------------|------------|-------|----------------|------------|
| Brady Tweeton | 13 | 208 | 16.0 | 2 |
| Connor John | 8 | 194 | 24.3 | 3 |
| Cole Tharaldson | 4 | 44 | 11.0 | 2 |
| Austyn Boyum | 1 | 50 | 50.0 | 1 |
| Joey Roste | 3 | 45 | 15.0 | 0 |
| Andrew Wastweet | 6 | 70 | 11.7 | 1 |
| Brady Martz | 2 | 49 | 24.5 | 2 |
| Blake Ishaug | 1 | 17 | 17.0 | 0 |
| Brandon Holte | 1 | 6 | 6.0 | 1 |

| KICKING | Type of Kick | Attempts | Yards | Avg. Per Kick | Xtr Pts/FG |
|----------------|--------------|----------|-------|---------------|-----------------|
| Dominic Leu | KO | 77 | 3261 | 42.4 | Jack Trowbridge |
| Joey Roste | Punt | 26 | 696 | 26.8 | Brady Tweeton |
| Brady Tweeton | KO | 1 | 30 | 30.0 | Matt Samuelson |
| Owen Jerald | KO | 2 | 80 | 40.0 | Owen Jerald |
| Matt Samuelson | KO | 2 | 91 | 45.5 | |

| XTR Point | | FG | |
|-----------|------|-----|------|
| Attempts | Made | ATT | Made |
| 22 | 13 | 0 | 0 |
| 5 | 2 | 0 | 0 |
| 5 | 0 | 0 | 0 |
| 1 | 0 | 0 | 0 |

| RETURNS | Punt Returns Yardage | KO Returns Yardage | # Punt Returns | # KO Returns | Total Return Yards | Touchdowns |
|----------------|----------------------|--------------------|----------------|--------------|--------------------|------------|
| Brady Tweeton | 33 | 235 | 4 | 9 | 268 | 1 |
| Brady Martz | 0 | 441 | 0 | 18 | 441 | 1 |
| Connor John | 0 | 21 | 0 | 2 | 21 | 0 |
| Chase Brenner | 43 | 48 | 2 | 2 | 66 | 0 |
| Hunter Zenzen | | | | | | |
| Kieran Johnson | | | | | | |

| GAME STATS | Trojans | Opponent |
|-----------------|---------|----------|
| First Downs | 198 | 140 |
| Rushing | 169 | 73 |
| Passing | 19 | 50 |
| Penalty | 10 | 17 |
| Rushing Yards | 4301 | 1544 |
| Passing Yards | 675 | 1426 |
| Total Offense | 4976 | 2970 |
| Turnovers | 24 | 31 |
| Penalties | | |
| Number | 86 | 62 |
| Yards penalized | 722 | 430 |

| Defensive Stats vs. SEASON STATS | | | | | | | | | | | | |
|----------------------------------|----|-----------------------|---------------------------|--------------------------|----------------------|------------------------|--------------------------|-----------|------------|-----------------------|-------------------------|--------------|
| Name | # | solo Tackles +3 | Assisted Tackles +1 | Tackle for loss +2 | Tipped pass +1 | Fumble caused +4 | Fumble recovery +3 | Int +5 | Sack +4 | Blocked Kick +5 | Tackle on Kick +3 | Total Points |
| Preston Snobl | 2 | 18 | 39 | 3 | 3 | 4 | 1 | 1 | 0 | 3 | 13 | 180 |
| Jackson Wahl | 3 | 1 | 3 | 0 | 0 | 1 | 0 | 0 | 0 | 0 | 3 | 19 |
| Caleb Stetz | 5 | 0 | 0 | 0 | 0 | 0 | 0 | 0 | 0 | 0 | 0 | 0 |
| Joey Roste | 7 | 22 | 60 | 5 | 4 | 2 | 1 | 2 | 1 | 0 | 6 | 183 |
| Matt Bredman | 10 | 4 | 8 | 0 | 1 | 0 | 3 | 0 | 0 | 0 | 0 | 30 |
| Brady Martz | 15 | 24 | 35 | 1 | 13 | 0 | 1 | 6 | 0 | 0 | 0 | 155 |
| Brady Tweeton | 20 | 21 | 28 | 5 | 4 | 0 | 1 | 4 | 0 | 0 | 5 | 143 |
| Brooks Martinson | 21 | 2 | 1 | 0 | 0 | 0 | 0 | 0 | 0 | 0 | 0 | 7 |
| Robert Mark | 22 | 1 | 1 | 0 | 0 | 0 | 0 | 1 | 0 | 0 | 0 | 9 |
| Brandon Holte | 23 | 4 | 5 | 0 | 1 | 0 | 0 | 0 | 0 | 0 | 7 | 39 |
| Connor John | 27 | 22 | 62 | 6 | 0 | 0 | 0 | 2 | 0 | 0 | 4 | 162 |
| Cole Tharaldson | 28 | 0 | 0 | 0 | 0 | 0 | 0 | 0 | 0 | 0 | 2 | 6 |
| Dominic Leu | 29 | 12 | 34 | 6 | 0 | 1 | 2 | 0 | 5 | 0 | 12 | 148 |
| Chase Brenner | 30 | 11 | 15 | 2 | 1 | 0 | 2 | 1 | 0 | 0 | 3 | 73 |
| Grant Inniger | 31 | 0 | 0 | 0 | 0 | 0 | 0 | 0 | 0 | 0 | 0 | 0 |
| Kellen Hinsz | 32 | 5 | 5 | 0 | 0 | 0 | 0 | 0 | 0 | 0 | 2 | 26 |
| Nick Detloff | 33 | 4 | 16 | 6 | 0 | 0 | 0 | 0 | 3 | 0 | 5 | 67 |
| Blake Ishaug | 35 | 0 | 3 | 0 | 0 | 0 | 0 | 0 | 0 | 0 | 0 | 3 |
| Stanley Shoenecker | 40 | 0 | 0 | 0 | 0 | 0 | 0 | 0 | 0 | 0 | 0 | 0 |
| DJ Gardner | 42 | 1 | 1 | 1 | 0 | 0 | 0 | 0 | 1 | 0 | 0 | 10 |
| Noah Vandal | 43 | 1 | 2 | 0 | 0 | 0 | 0 | 0 | 0 | 0 | 0 | 5 |
| Jalen Plath | 45 | 1 | 3 | 0 | 0 | 0 | 0 | 0 | 0 | 0 | 0 | 6 |
| Austyn Boyum | 49 | 0 | 0 | 0 | 0 | 0 | 0 | 0 | 0 | 0 | 0 | 0 |
| Alex Jennison | 50 | 3 | 11 | 3 | 0 | 2 | 1 | 0 | 2 | 0 | 8 | 69 |
| Xavier Kadmas | 52 | 6 | 12 | 2 | 0 | 0 | 1 | 0 | 1 | 0 | 2 | 47 |
| Jackson Poepping | 53 | 0 | 1 | 0 | 0 | 0 | 0 | 0 | 0 | 0 | 0 | 1 |
| Jonny Kletsch | 54 | 0 | 1 | 0 | 0 | 0 | 0 | 0 | 0 | 0 | 0 | 1 |
| Ellis Froslie | 55 | 0 | 1 | 0 | 0 | 0 | 0 | 0 | 0 | 0 | 0 | 1 |
| Brett Allmaras | 57 | 0 | 0 | 0 | 0 | 0 | 0 | 0 | 0 | 0 | 5 | 15 |
| Jared Poppel | 58 | 1 | 1 | 0 | 0 | 0 | 0 | 0 | 0 | 0 | 0 | 4 |
| Chandler Burnside | 59 | 4 | 30 | 9 | 1 | 1 | 0 | 0 | 1 | 0 | 0 | 69 |
| Bradey Berg | 61 | 11 | 54 | 12 | 0 | 0 | 0 | 0 | 3 | 0 | 3 | 132 |
| Gabe Dent | 62 | 0 | 1 | 0 | 0 | 0 | 0 | 0 | 0 | 0 | 0 | 1 |
| Owen Jerald | 64 | 0 | 6 | 0 | 0 | 0 | 0 | 0 | 0 | 0 | 0 | 6 |
| Gavin Camperud | 67 | 4 | 4 | 1 | 0 | 0 | 0 | 0 | 1 | 0 | 0 | 22 |
| Tristan Elliot | 70 | 0 | 0 | 0 | 0 | 0 | 0 | 0 | 0 | 0 | 0 | 0 |
| Jack Trowbridge | 73 | 0 | 0 | 0 | 0 | 0 | 0 | 0 | 0 | 0 | 0 | 0 |
| Jonah Lenoue | 75 | 0 | 0 | 0 | 0 | 0 | 0 | 0 | 0 | 0 | 0 | 0 |
| Tyler Stage | 76 | 0 | 1 | 0 | 0 | 0 | 0 | 0 | 0 | 0 | 0 | 1 |
| Kieran Johnson | 77 | 18 | 60 | 15 | 1 | 1 | 2 | 1 | 7 | 0 | 2 | 194 |
| Ashton Johnson | 79 | 0 | 0 | 0 | 0 | 0 | 0 | 0 | 0 | 0 | 0 | 0 |
| Hunter Zenzen | 80 | 7 | 29 | 10 | 0 | 0 | 0 | 0 | 1 | 0 | 7 | 95 |
| Dustin Eaton | 82 | 0 | 0 | 0 | 0 | 0 | 0 | 0 | 0 | 0 | 0 | 0 |
| Matt Samuelson | 85 | 1 | 1 | 0 | 0 | 0 | 0 | 0 | 0 | 0 | 0 | 4 |
| Andrew Wastweet | 87 | 0 | 0 | 0 | 0 | 0 | 0 | 0 | 0 | 0 | 0 | 0 |
| | | 209 | 534 | 87 | 29 | 12 | 15 | 18 | 26 | 3 | 89 | |
| | | | | | | | | | | | | |
| | | | | | | | | | | | | |

BARNESVILLE
FOOTBALL RECORD
BOOK 1950- CURRENT

**ALWAYS LOOKING FOR
NEW STATS TO ADD-
WORK IN PROGRESS

Career Defensive Stats

| Solo Tackles Career | | Assisted Tackles Career | | Total Tackles Career | |
|----------------------|-----|-------------------------|-----|----------------------|-----|
| Austin Martz | 122 | Chad Holland | 253 | Cody Cox* | 290 |
| Jacob Grosz | 92 | Cody Cox* | 204 | Chad Holland | 281 |
| Cody Cox | 86 | Ethan Ishaug | 171 | Austin Martz | 274 |
| Josh Harris | 71 | Austin Martz | 152 | Jacob Grosz | 241 |
| Stuart Brandt | 71 | Jacob Grosz | 144 | Ethan Ishaug | 240 |
| Ethan Ishaug | 69 | Bradey Berg | 138 | | |
| Zach Hochhalter | 67 | Kieran Johnson | 127 | Caused Fumbles | |
| Adam Rice | 66 | Corey Praska* | 114 | Jacob Grosz | 10 |
| Michael Strand | 60 | Randy Barta | 114 | Austin Martz | 6 |
| Jace Nosal | 54 | Joey Roste | 98 | Josh Harris | 6 |
| Kieran Johnson | 52 | Leland Volrath | 96 | Zach Hochhalter | 5 |
| | | Ben Randklev | 94 | Brad Halverson | 4 |
| | | Michael Strand | 92 | Isaac Goedtko | 4 |
| | | Andy Janssen | 86 | | |
| | | | | | |
| Tackle For Loss (20) | | Tipped Passes | | Fumble Recovery | |
| Kieran Johnson | 46 | Austin Martz | 15 | Austin Martz | 5 |
| Jacob Grosz | 40 | Stuart Brandt | 13 | Jacob Kletsch | 4 |
| Josh Harris | 30 | John Hagen | 11 | Jacob Grosz | 4 |
| Cody Cox | 27 | Michael Strand | 10 | Tanner John | 4 |
| Zach Hochhalter | 25 | Kyler Martz | 9 | Andy Janssen | 4 |
| Tanner John | 24 | Ethan Ishaug | 8 | Kieran Johnson | 3 |
| Bradey Berg | 23 | Zach Buth | 7 | Willie Anderson | 3 |
| Andy Janssen | 23 | | | Corey Praska* | 3 |
| Alec Wheelright | 22 | | | Alec Wheelright | 3 |
| Corey Praska | 21 | | | Jared Nelson* | 3 |
| | | | | Stuart Brandt | 3 |
| | | | | | |
| Interceptions | | Sacks | | Blocked Kicks | |
| Austin Martz | 11 | Kieran Johnson | 16 | Austin Martz | 5 |
| Michael Strand | 10 | Tanner John | 13 | Trevor Nelson | 3 |
| Brian Scheffler* | 8 | Josh Harris | 11 | Josh Harris | 2 |
| Adam Rice | 5 | Cody Cox | 9 | Aaron Schindler* | 2 |
| Kyler Martz | 5 | Kyle Johnson | 8 | Zach Hochhalter | 2 |
| John Hagen | 5 | Mac Tschakert | 7.5 | Alec Wheelright | 2 |
| Tracy Jerald | 5 | Jordan Rice | 6.5 | Willie Anderson | 2 |
| Zach Buth | 4 | Bradey Berg | 6 | Garrett Anderson | 2 |
| Spencer Cook | 4 | | | Dana Berg | 2 |
| Conner Paul | 4 | | | Tate Elliott | 2 |

| | | | | | | | |
|-----------------------------------------------------|----|--|----------------------------------------|-----|--|--|--|
| | | | | | | | |
| Tackle On Kicks | | | Defensive Points 2005 - current | | | | |
| Austin Martz | 36 | | Austin Martz | 802 | | | |
| Jace Nosal | 33 | | Jacob Grosz | 642 | | | |
| Michael Strand | 31 | | Cody Cox | 594 | | | |
| Stuart Brandt | 27 | | Ethan Ishaug | 494 | | | |
| Rylee Anderson | 27 | | Kieran Johnson | 482 | | | |
| Adam Rice | 24 | | Michael Strand | 475 | | | |
| Jordan Rice | 22 | | Josh Harris | 474 | | | |
| Mac Tschakert | 20 | | Jace Nosal | 422 | | | |
| | | | Stuart Brandt | 420 | | | |
| | | | Zach Hochhalter | 412 | | | |
| | | | Adam Rice | 400 | | | |
| | | | | | | | |
| *Agassiz Valley Coop but Barnesville athlete | | | | | | | |

Individual Game Records Defense

| Interceptions in a game | | | Interception Returns | | |
|----------------------------------|------------------------|----|---------------------------------|------------------------|-------|
| Mark Kragness | 1986 vs Frazee | 4 | Michael Strand | vs Hawley 2013 | 92 TD |
| Brady Martz | 2016 vs UNC | 3 | Greg Bang | 1968 vs Battle Lake | 70 TD |
| | | | Tony Harris* | 1994 vs Mahnommen | 68 |
| | | | | | |
| Most Total Tackles in a Game | | | Sacks in a Game | | |
| Chad Holland | 1980 vs Frazee | 26 | Aaron Schindler * | 2006 vs DGF | 4 |
| Ed Kava | 1980 vs Frazee | 25 | Mac Tschakert | 2011 vs Pelican Rapids | 3.5 |
| Bill Ferris | 1980 vs Frazee | 22 | Kieran Johnson | 2014 vs Staples | 3 |
| Chad Holland | 1980 vs Perham | 21 | Rusty Renecker | 2006 vs Perham | 3 |
| Cody Cox* | 2006 vs Roseau | 20 | | | |
| Jacob Grosz | 2009 vs Minneota | 18 | | | |
| Cody Cox | 2007 vs Blackduck | 18 | Tackles for Loss in a Game | | |
| Cody Cox* | 2006 vs Pelican Rapids | 18 | Aaron Schindler* | 2006 vs DGF | 7 |
| Matt Ness * | 1991 vs Frazee | 17 | Cody Cox* | 2005 vs Walker | 6 |
| Chad Harrison* | 1991 vs Pelican Rapids | 17 | Jacob Grosz | 2009 vs Minneota | 5 |
| Cody Cox* | 2006 vs DGF | 16 | Kieran Johnson | 2016 vs DGF | 4 |
| Michael Strand | 2013 vs Hawley | 15 | Jonah Kletsch | 2011 vs Osakis | 4 |
| Cody Cox* | 2006 vs Perham | 15 | Tanner John | 2010 vs LPA | 4 |
| Aaron Schindler * | 2006 vs DGF | 15 | | | |
| | | | | | |
| Most Solo Tackles in a Game | | | Most Assisted Tackles In a Game | | |
| Matt Ness* | 1991 vs Frazee | 12 | Ed Kava | 1980 vs Frazee | 24 |
| Jacob Grosz | 2009 vs Minneota | 10 | Chad Holland | 1980 vs Frazee | 21 |
| Cody Cox* | 2006 vs DGF | 7 | Bill Ferris | 1980 vs Frazee | 21 |
| Josh Harris | 2011 vs Warroad | 7 | Bill Ferris | 1980 vs Perham | 18 |
| Brady Tweeton | 2015 vs Crookston | 7 | Chad Holland | 1980 vs Perham | 17 |
| Zach Hochhalter | 2008 vs LOW | 7 | Cody Cox* | 2006 vs Pelican Rapids | 15 |
| | | | Jared Nelson* | 2006 vs Pelican Rapids | 15 |
| | | | Cody Cox* | 2006 vs Roseau | 14 |
| Fumble Recovery for TD - Longest | | | Michael Strand | 2013 vs Hawley | 13 |
| Jeff Halverson | vs Perham 1978 | 70 | Cody Cox* | 2007 vs Blackduck | 13 |
| | | | Seth Martinson | 2013 vs Hawley | 12 |
| | | | Jimmy Kletsch | 2014 vs Frazee | 12 |
| Blocked Kicks in a Game | | | Jace Nosal | 2013 vs LPGE | 12 |
| Aaron Schindler * | 2006 vs DGF | 2 | Cody Cox* | 2006 vs Frazee | 12 |

SEASON DEFENSIVE LEADERS

| Solo Tackles Season | | Assisted Tackles Season | | Caused Fumbles | | Total Tackles In a Season | |
|----------------------------------------------|----|-------------------------|-----|-------------------------|----|---------------------------|-----|
| Jacob Grosz 2009 | 43 | Randy Barta 1975 | 114 | Jacob Grosz 2009 | 6 | Randy Barta 1975 | 156 |
| Randy Barta 1975 | 42 | Mike Ishaug 1974 | 108 | Preston Snobl 2016 | 4 | Austin Martz 2010 | 102 |
| Austin Martz 2011 | 35 | Cody Cox 2006 | 86 | Isaac Goedtke 2011 | 4 | Chad Holland 1981 | 98 |
| Austin Martz 2010 | 35 | Chad Holland 1980 | 82 | Austin Martz 2012 | 3 | Chad Holland 1980 | 97 |
| Jace Nosal 20112 | 34 | Chad Holland 1982 | 77 | Adam Rice 2010 | 3 | Ethan Ishaug 2014 | 95 |
| Jacob Grosz 2008 | 33 | Chad Holland 1981 | 76 | Josh Harris 2009 | 3 | Blayn Tonsfeldt 1982 | 92 |
| Cody Cox 2005 | 32 | Blayn Tonsfeldt 1982 | 76 | Josh Harris 2010 | 3 | Brent Butenhoff 1982 | 88 |
| Cody Cox 2006 | 31 | Ethan Ishaug 2014 | 71 | Zach Hochhalter 2009 | 3 | Jacob Grosz 2009 | 86 |
| Mac Tschakert 2011 | 30 | Cody Cox 2007 | 70 | | | Chad Holland 1982 | 86 |
| Mike Ishaug 1974 | 30 | Jared Nelson 2006 | 69 | Team Take Aways | | Cody Cox 2007 * | 84 |
| Adam Rice 2010 | 29 | Austin Martz 2010 | 67 | 2016 | 31 | Connor John 2016 | 84 |
| | | Ben Randklev 2013 | 67 | 2013 | 30 | Joey Roste 2016 | 82 |
| Tackle For Loss Season | | Brent Butenhoff 1982 | 64 | 2010 | 29 | Cody Cox 2005 | 80 |
| Kieran Johnson 2015 | 23 | Connor John 2016 | 62 | 2008 | 24 | Ben Randklev 2013 | 80 |
| Jacob Grosz 2009 | 19 | | | 2011 | 24 | | |
| Andrew Janssen 2010 | 16 | | | 2015 | 23 | | |
| Jacob Grosz 2008 | 16 | Tipped Passes | | 2012 | 22 | | |
| Kieran Johnson 2016 | 15 | Brady Martz 2016 | 13 | | | | |
| Cody Cox 2007 | 14 | John Hagen 2010 | 7 | Fumble Recovery | | | |
| Tanner John 2010 | 14 | Mike Brandt 2007 | 6 | Austin Martz 2012 | 4 | | |
| Garrett Anderson 2015 | 14 | Kyler Martz 2013 | 6 | Ben Stout 2007 | 3 | | |
| Josh Harris 2010 | 14 | Austin Martz 2012 | 5 | Corey Praska 2007 | 3 | | |
| Corey Praska 2008 | 13 | Brady Tweeton 2015 | 5 | Jacob Grosz 2007 | 3 | | |
| | | Michael Strand 2011 | 5 | Matt Bredman 2016 | 3 | | |
| | | Zach Buth 2008 | 5 | | | | |
| | | Stuart Brandt 2011 | 5 | | | | |
| | | Tracy Jerald 2011 | 5 | | | | |
| Interceptions | | Sacks | | Blocked Kicks | | | |
| Brady Martz 2016 | 6 | Mac Tschakert 2011 | 7.5 | Preston Snobl 2016 | 3 | | |
| Michael Strand 2013 | 6 | Kieran Johnson 2016 | 7 | Trevor Nelson 2010 | 3 | | |
| Brady Martz 2015 | 4 | Tanner John 2009 | 7 | Aaron Schindler 2006 | 2 | | |
| Austin Martz 2010 | 4 | Tanner John 2010 | 6 | Alec Wheelright 2013 | 2 | | |
| Conner Paul 2010 | 4 | Kieran Johnson 2015 | 6 | Josh Harris 2011 | 2 | | |
| Brady Tweeton 2016 | 4 | Rusty Renecker 2006 | 6 | Austin Martz 2012 | 2 | | |
| Austin Martz 2011 | 4 | Josh Harris 2009 | 6 | Willie Anderson 2010 | 2 | | |
| Spencer Cook 2009 | 4 | Brent Halverson 2005 | 5 | Zach Hochhalter 2010 | 2 | | |
| | | Dominic Leu 2016 | 5 | | | | |
| | | Derek Jordahl 2007 | 5 | | | | |
| | | Aaron Schindler 2006 | 5 | | | | |
| Tackle On Kicks | | Defensive Points | | Team Most Interceptions | | | |
| Jace Nosal 2013 | 18 | Austin Martz 2010 | 265 | 2016 | 18 | | |
| Austin Martz 2010 | 17 | Jacob Grosz 2009 | 262 | 2013 | 17 | | |
| Willie Anderson 2010 | 15 | Jace Nosal 2012 | 222 | 2009 | 14 | | |
| Jace Nosal 2012 | 15 | Cody Cox 2006 | 210 | 2008 | 14 | | |
| Preston Snobl 2016 | 13 | Jacob Grosz 2008 | 204 | 2010 | 13 | | |
| Stuart Brandt 2010 | 13 | Cody Cox 2007 | 202 | 2015 | 12 | | |
| Rylee Anderson 2012 | 13 | Mac Tschakert 2011 | 201 | 2012 | 11 | | |
| Mac Tschakert 2011 | 12 | Jace Nosal 2013 | 197 | | | | |
| Dominic Leu 2016 | 12 | Kieran Johnson 2016 | 194 | | | | |
| Josh Tweeton 2013 | 12 | Andrew Janssen 2010 | 187 | | | | |
| *Agassiz Valley Coop but Barnesville athlete | | | | | | | |

CAREER OFFENSIVE INDIVIDUAL RECORDS

| Rushing Total Yards Career (1000 min) | |
|---------------------------------------|------|
| Michael Strand | 3423 |
| Tony Harris* | 2473 |
| Dean Halverson | 2453 |
| Zach Hochhalter | 2361 |
| Austin Martz | 2313 |
| Adam Rice | 2273 |
| Colby Braton | 1721 |
| Jacob Grosz | 1254 |
| Cody Cox | 1234 |
| Connor John | 1082 |

| Rushing Average Career (80 carries min) | | |
|-----------------------------------------|------------|------|
| Michael Strand | 326-3423 | 10.5 |
| Jacob Bashor | 83-829 | 10 |
| Austin Martz | 236-2313 | 9.8 |
| Adam Rice | 284 - 2273 | 8.0 |
| Dean Halverson | 308—2453 | 7.96 |
| Stuart Brandt | 123-946 | 7.69 |
| Connor John | 149-1082 | 7.5 |
| Jacob Grosz | 178-1254 | 7.0 |
| Josh Tweston | 92-618 | 6.7 |
| Colby Braton | 290-1721 | 5.93 |

| Rushing Attempts | |
|------------------|-----|
| Tony Harris* | 394 |
| Michael Strand | 326 |
| Zach Hochhalter | 314 |
| Dean Halverson | 308 |
| Colby Braton | 290 |
| Adam Rice | 284 |
| Austin Martz | 236 |

| Rushing Touchdowns | |
|--------------------|----|
| Michael Strand | 60 |
| Zach Hochhalter | 35 |
| Adam Rice | 35 |
| Austin Martz | 30 |
| Tony Harris* | 27 |
| Colby Braton | 24 |
| Jacob Grosz | 18 |
| Josh Tweston | 12 |

| Total Points Scored | |
|---------------------|-----|
| Michael Strand | 582 |
| Adam Rice | 278 |
| Austin Martz | 264 |
| Zach Hochhalter | 232 |
| Tony Harris* | 206 |
| Colby Braton | 182 |
| John Hagen | 177 |
| Jacob Grosz | 144 |

| Total Offense (Rushing + Receiving) | |
|-------------------------------------|-------|
| Michael Strand | 4,052 |
| Adam Rice | 2766 |
| Austin Martz | 2742 |
| Tony Harris* | 2683 |
| Zach Hochhalter | 2657 |
| Dean Halverson | 2543 |
| Colby Braton | 2086 |
| Jacob Grosz | 1881 |

| Passing Yard Career | |
|---------------------|------|
| Matt Askegaard* | 2792 |
| Robbie Strand | 2277 |
| Kyler Martz | 1979 |
| Ethan Ishaug | 1807 |
| Spencer Cook | 1607 |

| Passing Touchdowns | |
|--------------------|----|
| Robbie Strand | 37 |
| Matt Askegaard* | 31 |
| Kyler Martz | 25 |
| Ethan Ishaug | 20 |
| Spencer Cook | 15 |
| Zach Olson | 5 |

| Passing Percentage | |
|--------------------|------|
| Kyler Martz | 63.9 |
| Spencer Cook | 55.3 |
| Ethan Ishaug | 54 |
| Robbie Strand | 53.8 |
| Jimmy Solum* | 52.4 |

| Most Interceptions | |
|--------------------|----|
| Marty Gray* | 21 |
| Zach Olson | 15 |
| Mark Kragnes | 14 |
| Spencer Cook | 11 |
| Robbie Strand | 8 |
| Ethan Ishaug | 7 |

| Completed Passes | |
|------------------|-----|
| Marty Gray* | 145 |
| Robbie Strand | 119 |
| Ethan Ishaug | 114 |
| Kyler Martz | 103 |
| Spencer Cook | 94 |
| Matt Askegaard* | 84 |

| Attempted Passes | |
|------------------|-----|
| Marty Gray* | 317 |
| Robbie Strand | 221 |
| Ethan Ishaug | 211 |
| Spencer Cook | 170 |
| Zach Olson | 162 |
| Kyler Martz | 161 |

| Most Receptions | |
|-----------------|----|
| Jesse Rostad* | 36 |
| Jacob Grosz | 33 |
| Michael Strand | 28 |
| Austin Martz | 24 |
| Zach Buth | 23 |

| Most Touchdowns Receiving | |
|---------------------------|----|
| Michael Strand | 11 |
| Austin Martz | 9 |
| Jesse Rostad* | 8 |
| Colby Braton | 6 |
| Zach Buth | 6 |

| Most Yards Receiving | |
|----------------------|-----|
| Michael Strand | 629 |
| Adam Rice | 493 |
| Zach Buth | 468 |
| Austin Martz | 429 |
| Jacob Grosz | 427 |

| | | | | | |
|--------------------------------|------|--------------------------------|------|---------------------------------------------------|------|
| Best PAT Percentage | | Most PAT's | | Most Field Goals | |
| John Hagen | 86.6 | John Hagen | 110 | John Hagen | 8 |
| Jared Affield | 84.2 | Alex Settelmeyer | 45 | Asgeir Hlodverson* | 3 |
| Alex Settelmeyer | 76.2 | Michael Strand | 40 | Alex Settelmeyer | 3 |
| Adam Rice | 61.1 | Jared Affield | 32 | Jared Affield | 2 |
| Michael Strand | 58 | Asgeir Hlodverson* | 28 | | |
| | | Adam Rice | 22 | | |
| Punt Returns Most | | Punt Returns for TD's | | Punt Return Yards (5 returns minimum) | |
| Michael Strand | 52 | Michael Strand | 9 | Michael Strand | 1258 |
| | | | | Bobby Anderson* | 205 |
| | | | | | |
| | | | | | |
| Punting Average | | Kickoff Return for TD's | | Kickoff Return Average (5 Returns Minimum) | |
| Brady Carlsrud* | 37.6 | Josh Tweeton | 3 | Josh Tweeton (9/399) | 44.3 |
| Jacob Grosz | 37.2 | Austin Martz | 2 | Tony Harris* | 38.7 |
| Adam Rice | 35.7 | Adam Rice | 2 | Austin Martz (12/313) | 26.1 |
| Michael Strand | 34.5 | John Hagen | 2 | Michael Strand (18/333) | 18.9 |
| | | | | Adam Rice (48/869) | 18.1 |
| Most Kickoffs Attempted | | Kickoff Average | | | |
| Alex Settelmeyer | 135 | Asgeir Hlodverson* | 55.2 | | |
| John Hagen | 93 | Alex Settelmeyer | 47 | | |
| Jared Affield | 62 | John Hagen | 44.4 | | |
| | | Jared Affield | 38.2 | | |
| | | | | | |
| | | | | | |
| | | | | | |

*Agassiz Valley Coop but Barnesville athlete

SEASON INDIVIDUAL OFFENSIVE RECORDS

| Rushing Total Yards Season | | Rushing Average Season (50 Carries Min) | | | Total Offense (Rush + Pass) | | |
|----------------------------|------|-----------------------------------------|----------|------------------------|-----------------------------|------|--|
| Brady Tweeton 2016 | 1901 | Michael Strand -2013 | 106-1701 | 16 | Brady Tweeton 2016 | 2109 | |
| Michael Strand 2013 | 1701 | Brady Tweeton 2016 | 167-1901 | 11.4 | Michael Strand 2013 | 2007 | |
| Jim Schindler 1961 | 1282 | Adam Rice 2011 | 71-772 | 10.9 | Matt Ness 1991* | 1345 | |
| Matt Ness* 1991 | 1232 | Jacob Bashor 2009 | 60-634 | 10.6 | Michael Strand 2012 | 1317 | |
| Jay McEvers 1964 | 1186 | Brady Martz 2016 | 68-710 | 10.4 | Zach Hochhalter 2010 | 1188 | |
| Michael Strand 2012 | 1040 | Austin Martz 2012 | 91-936 | 10.3 | Austin Martz 2012 | 1178 | |
| Zach Hochhalter 2010 | 1039 | Bryce Schmaltz | 63-601 | 9.5 | | | |
| Perry Ferris 1978 | 1035 | Stuart Brandt 2012 | 69-646 | 9.4 | Touchdown Receptions | | |
| Austin Martz 2012 | 936 | Austin Martz 2010 | 67-627 | 9.4 | Jesse Rostad * 1996 | 8 | |
| Dean Halverson 1982 | 931 | Alex Trowbridge | 52-449 | 8.5 | Michael Strand 1996 | 6 | |
| Colby Braton 2011 | 872 | Adam Rice 2010 | 84-708 | 8.4 | Tanner John 2010 | 6 | |
| Dean Halverson 1983 | 864 | Dean Halverson 1982 | 111-931 | 8.4 | Zach Buth 2009 | 5 | |
| Tom Iverson 1975 | 820 | Zach Hochhalter 2010 | 129-1039 | 8.1 | Colby Braton 2011 | 5 | |
| Connor John 2016 | 776 | Anders Gylland | 88-714 | 8.1 | | | |
| Adam Rice 2011 | 772 | | | | | | |
| Brent Butenhoff 1982 | 745 | | | | | | |
| | | | | | | | |
| Rushing Touchdowns | | Total Points Scored | | Receptions in a Season | | | |
| Michael Strand 2013 | 31 | Michael Strand 2013 | 272 | Jesse Rostad* 1996 | 36 | | |
| Brady Tweeton 2016 | 28 | Brady Tweeton 2016 | 208 | Brian Raftervold 1985 | 25 | | |
| Michael Strand | 19 | Michael Strand 2012 | 198 | Kyle Tweeton 1987 | 23 | | |
| Zach Hochhalter 2010 | 13 | Adam Rice 2011 | 118 | Jack Lien 2015 | 19 | | |
| Adam Rice 2011 | 12 | John Hagen 2010 | 112 | Jacob Grosz 2009 | 19 | | |
| Perry Ferris 1978 | 12 | Austin Martz 2012 | 110 | Brady Tweeton 2015 | 17 | | |
| Adam Rice 2012 | 11 | Colby Braton 2011 | 98 | Spencer Bernier 1976 | 17 | | |
| Zach Hochhalter 2009 | 11 | Zach Hochhalter 2010 | 92 | Boone Mahar 2010 | 16 | | |
| Zach Hochhalter 2008 | 11 | Brady Martz 2016 | 84 | Connor John 2010 | 16 | | |
| Jacob Grosz 2009 | 11 | Bryce Schmaltz 2008 | 76 | Gary Smith 1975 | 16 | | |
| Dan Solum 1975 | 11 | Michael Strand 2011 | 76 | | | | |
| Ray Severson 1961 | 11 | | | | | | |
| | | | | | | | |
| Passing Yards Season | | Passing Touchdowns | | Passing Percentage | | | |
| Matt Askegaard*1996 | 1328 | Robbie Strand 2011 | 18 | Kyler Martz 2013 | 56-87 | 64.4 | |
| Robbie Strand 2010 | 1148 | Robbie Strand 2010 | 18 | Kyler Martz 2012 | 46-73 | 63 | |
| Kyler Martz 2013 | 1028 | Kyler Martz 2013 | 15 | Spencer Cook 2008 | 49-83 | 59 | |
| Robbie Strand, 2011 | 1016 | Matt Askegaard*1996 | 14 | Spencer Cook 2009 | 49-85 | 57.6 | |
| Ethan Ishaug 2015 | 930 | Ethan Ishaug 2014 | 13 | Jimmy Solum* 1994 | | 55.1 | |
| Kyler Martz 2012 | 914 | Spencer Cook 2009 | 11 | Robbie Strand 2011 | 53-97 | 54.6 | |
| Spencer Cook 2009 | 909 | | | | | | |
| Fewest Interceptions | | Completed Passes | | Attempted Passes | | | |
| Caleb Stetz 2016 | 2 | Matt Askegaard*1996 | 84 | Matt Askegaard*1996 | 163 | | |
| Ethan Ishaug 2014 | 2 | Ethan Ishaug 2015 | 65 | Ethan Ishaug 2015 | 116 | | |
| Robbie Strand 2011 | 2 | Robbie Strand 2010 | 59 | Robbie Strand 2010 | 114 | | |
| Zach Olson 2006 | 2 | Kyler Martz 2013 | 56 | Robbie Strand 2011 | 97 | | |
| Kyler Martz 2013 | 3 | Robbie Strand 2011 | 53 | Ethan Ishaug 2014 | 91 | | |
| Kyler Martz 2012 | 3 | Ethan Ishaug 2014 | 49 | Kyler Martz 2013 | 87 | | |
| Spencer Cook 2009 | 3 | Spencer Cook 2009 | 49 | Spencer Cook 2009 | 85 | | |

| | | | | | |
|-----------------------------------------------|------|--------------------------------|------|---------------------------------------------------|------|
| | | Spencer Cook 2008 | 49 | Spencer Cook 2008 | 85 |
| Best PAT Percentage | | Most PAT's | | Most Field Goals | |
| Alex Settelmeyer 2014 | 86 | John Hagen 2010 | 61 | John Hagen 2010 | 5 |
| Jared Affield 2015 | 84 | John Hagen 2009 | 49 | John Hagen 2009 | 3 |
| Alex Settelmeyer 2013 | 67 | Jared Affield 2015 | 32 | Alex Settelmeyer 2014 | 3 |
| | | Asgeir Hlodverson* 1995 | 28 | Asgeir Hlodverson* 1995 | 2 |
| | | Alex Settelmeyer *2014 | 25 | Jared Affield 2015 | 2 |
| | | | | | |
| Punt Returns Most | | Punt Returns for TD's | | Punt Return Yards (5 returns minimum) | |
| Michael Strand 2012 | 20 | Michael Strand 2013 | 3 | Michael Strand 2011 | 544 |
| Michael Strand 2011 | 20 | Michael Strand 2012 | 3 | Michael Strand 2012 | 430 |
| Michael Strand 2013 | 12 | Michael Strand 2011 | 3 | Michael Strand 2013 | 283 |
| | | Chris Schenk *1991 | 2 | | |
| Punting Average | | Kickoff Return for TD's | | Kickoff Return Average (5 Returns Minimum) | |
| Jacob Grosz 2009 | 39.6 | Tony Harris *1995 | 2 | Tony Harris * 1995 | 40.3 |
| Adam Rice 2010 | 37.7 | | | | |
| Brady Carlsrud*1998 | 37.6 | | | | |
| | | | | | |
| Most Kickoffs Attempted | | Kickoff Average | | Receiving Yards in a Season | |
| John Hagen | 93 | Asgeir Hlodversson* | 55.2 | Gary Smith 1975 | 354 |
| Alex Settelmeyer *2013 | 86 | John Hagen 2010 | 44.4 | Ethan Ishaug 2013 | 334 |
| Jacob Klitsch 2011 | 59 | Jacob Klitsch | 42.4 | Boone Mahar, 2010 | 322 |
| Alex Settelmeyer 2012 | 50 | | | Michael Strand 2013 | 306 |
| Asgeir Hlodversson* 1995 | 47 | | | Zach Butz 2009 | 305 |
| | | | | | |
| * Agassiz Valley Coop but Barnesville athlete | | | | Receiving Touchdowns in a Season | |
| | | | | | |
| | | | | | |
| | | | | | |

Individual Offensive Game Records

| Rushing Game | | | Passing Game | | |
|--------------------------------|--------------------------|-----|-------------------------------|---------------------------|-----|
| Brady Carlsrud * | vs Frazee 1998 | 288 | Matt Askegaard * | vs DGF 1996 | 255 |
| Michael Strand | vs. OTC 2013 | 237 | Mark Kragness | vs Frazee 1986 | 241 |
| Brian Dilbeck | vs Perham 1986 | 245 | Mark Kragness | vs Perham 1986 | 231 |
| Brady Tweeton | vs Hawley 2016 | 236 | Kyler Martz | vs UNC 2012 | 228 |
| Brady Tweeton | vs Crookston 2016 | 218 | Ethan Ishaug | vs Warroad 2014 | 193 |
| Michael Strand | vs WCA 2013 | 212 | Robbie Strand | vs UNC 2011 | 168 |
| Michael Strand | vs Frazee 2013 | 208 | Kyler Martz | vs UNC 2013 | 168 |
| Adam Rice | vs Goodhue 2010 | 198 | Robbie Strand | vs Pine River-Backus 2010 | 161 |
| Michael Strand | vs Hawley 2012 | 197 | Kyler Martz | vs Frazee 2013 | 160 |
| Michael Strand | vs Bagley 2012 | 191 | Robbie Strand | vs Browerville 2011 | 159 |
| Adam Rice | vs Osakis 2011 | 190 | | | |
| Michael Strand | vs Hawley 2013 | 178 | | | |
| Brady Tweeton | vs OTC 2016 | 178 | | | |
| Rushing Touchdowns in a Game | | | Passing Touchdowns in a Game | | |
| Michael Strand | vs WCA 2013 | 5 | Robbie Strand | vs Browerville 2011 | 4 |
| Michael Strand | vs Hawley 2012 | 4 | Robbie Strand | vs Bagley 2010 | 4 |
| Brady Tweeton | vs Crookston 2016 | 4 | Kyler Martz | vs LPGE 2013 | 4 |
| Brady Martz | vs Warroad 2016 | 4 | Kyler Martz | vs Frazee 2013 | 3 |
| Brady Tweeton | vs Breckenridge 2016 | 4 | Kyler Martz | vs UNC 2012 | 3 |
| Michael Strand | vs UNC 2013 | 4 | Caleb Stetz | vs Warroad 2016 | 3 |
| | | | Tom Holter | vs Wheaton 1951 | 3 |
| Receptions in a game | | | Passing Completions in a Game | | |
| Jack Lien | vs DGF 2016 | 6 | Jimmy Solum * | vs Perham 1994 | 16 |
| Jacob Grosz | vs Pelican Rapids 2010 | 5 | Kyler Martz | vs UNC 2013 | 11 |
| Nick Randklev | vs Hawley 2014 | 4 | Kyler Martz | vs LPGE 2013 | 10 |
| Colby Braton | vs Warroad 2011 | 4 | Caleb Stetz | vs UNC 2016 | 10 |
| Boone Mahar | vs Browerville 2010 | 4 | Ethan Ishaug | vs Hawley 2014 | 9 |
| Boone Mahar | vs New Ulm Cathedral | 4 | Robbie Strand | vs Browerville 2010 | 9 |
| | | | Robbie Strand | vs Pine River-Backus 2010 | 9 |
| | | | Kyler Martz | vs UNC 2012 | 8 |
| Receiving Yards in a game | | | Robbie Strand | vs Browerville 2011 | 8 |
| Doug Carlsrud | vs Perham 1985 | 158 | Robbie Strand | vs Pelican Rapids 2011 | 8 |
| Adam Rice | vs Pelican Rapids 2011 | 130 | Spencer Cook | vs Pine River Backus 2008 | 8 |
| Jesse Rostad * | vs OTC 1996 | 129 | | | |
| Isaac Goedtke | vs UNC 2012 | 128 | | | |
| Austin Martz | vs UNC 2012 | 113 | | | |
| Michael Strand | vs Frazee 2013 | 113 | | | |
| Ethan Ishaug | vs LPGE 2013 | 93 | | | |
| Receiving Touchdowns in a game | | | Points Scored in a Game | | |
| Don Anderson | vs Wheaton 1951 | 3 | Michael Strand | vs WCA 2013 | 42 |
| Isaac Goedtke | vs UNC 2012 | 2 | Brady Tweeton | vs Breckenridge | 36 |
| Colby Braton | vs Warroad 2011 | 2 | Michael Strand | vs UNC 2013 | 32 |
| Jordan Bang | vs Crookston 2014 | 2 | Michael Strand | vs LPGE 2013 | 31 |
| Tanner John | vs Bagley 2010 | 2 | Brady Martz | vs Warroad 2016 | 30 |
| Jesse Rostad * | vs Frazee & Warroad 1996 | 2 | Michael Strand | vs Hawley 2014 | 28 |
| Brandon Fankhanel * | vs Hawley 2005 | 2 | Michael Strand | vs WDC 2013 | 28 |
| | | | Adam Rice | vs UNC 2011 | 27 |
| | | | Brady Tweeton | vs Pillager 2016 | 26 |
| | | | Michael Strand | vs Frazee 2013 | 26 |

| | | | | | |
|---------------------------------|----------------------------------------------|----|----------------------------------------|------------------------|----|
| | | | | | |
| LONGEST PASS PLAY FOR TD | | | Longest Field Goal | | |
| 1996* | Matt Askegaard to Jesse Rostad* vs OTC | 97 | Mike Smilonich | vs Perham 1984 | 44 |
| 1985 | Jay Janecky to Doug Carlsrud | 96 | Asgelr Hlodversson * | vs Perham 1995 | 40 |
| 2013 | Kyler Martz to Michael Strand vs Frazee | 85 | | | |
| 2009 | Spencer Cook to Leland Volrath | 83 | | | |
| 1976 | Paul Anderson to Dave Herbranson | 80 | Longest Kickoff Returned for TD | | |
| 2012 | Michael Strand to Isaac Goedtko vs UNC | 79 | Chris Schenck* | vs Bagley 1991 | 94 |
| 2011 | Robbie Strand to Adam Rice vs Pelican Rapids | 75 | Josh Tweeton | vs Staples-Motley 2014 | 89 |
| 2011 | Robbie Strand to Adam Rice vs UNC | 72 | Josh Tweeton | vs Warroad 2015 | 85 |
| | | | | | |
| | | | | | |
| Longest Run for TD | | | Longest Punt Return for TD | | |
| 1989 | Wayne Krueger vs Frazee | 99 | Bobby Anderson* | vs OTC 1996 | 79 |
| 2010 | Zach Hochhalter vs Goodhue | 95 | John Hagen | vs WHA 2010 | 75 |
| 1970 | Jon Nicklay vs Pelican Rapids | 92 | Michael Strand | vs UNC 2011 | 72 |
| 1975 | Dan Solum vs Dilworth | 91 | Michael Strand | vs UNC 2012 | 67 |
| 2016 | Brady Tweeton vs OTC | 86 | Michael Strand | vs Warroad 2013 | 66 |
| 2016 | Brady Tweeton vs Hawley | 85 | Michael Strand | vs LPGE 2013 | 62 |
| 2010 | Austin Martz vs Goodhue | 82 | | | |
| 2013 | Michael Strand vs OTC | 81 | | | |
| | | | | | |
| | | | | | |
| Longest Punt | | | Most PAT's Made in a Game | | |
| Jacob Grosz | vs Hawley 2009 | 63 | John Hagen | vs Bagley 2010 | 9 |
| Jacob Grosz | vs Parkers Prairie 2009 | 57 | John Hagen | vs PRB 2010 | 8 |
| Jacob Grosz | vs Frazee 2009 | 55 | | | |
| | | | | | |
| | | | | | |

Team Records Season

| Scoring Average | | Defensive Average | | Most Points Scored | |
|----------------------------------------------|------|------------------------------------|------|-----------------------|------|
| 2013 | 50 | 1951 | 3.5 | 2013 | 550 |
| 2012 | 47 | 1961 | 4.0 | 2009 | 536 |
| 2011 | 46.8 | 2011 | 6.5 | 2012 | 517 |
| 2016 | 40.4 | 1950 | 6.6 | 2016 | 485 |
| 2009 | 40.1 | 2013 | 7.8 | 2011 | 464 |
| 2010 | 38.6 | 1981 | 8 | | |
| | | 1975 | 8.1 | | |
| | | 1977 | 8.55 | | |
| | | 1978 | 8.75 | | |
| | | 2009 | 8.8 | | |
| | | 2010 | 8.9 | | |
| | | | | | |
| Most Rushing Yards | | Most Passing Yards/Receiving Yards | | Total Offensive Yards | |
| 2016 | 4301 | 1996* | 1337 | 2016 | 4976 |
| 2010 | 3715 | 2010 | 1161 | 2010 | 4876 |
| 2012 | 3474 | 2009 | 1132 | 2012 | 4574 |
| 2013 | 3456 | 2012 | 1100 | 2013 | 4484 |
| 2009 | 3206 | 2011 | 1062 | 2011 | 4004 |
| 2011 | 2942 | 2013 | 1028 | 2009 | 4338 |
| | | | | 2008 | 3559 |
| | | | | | |
| Most 1st Downs | | Fewest 1st downs given up | | | |
| 2016 | 198 | 2011 | 67 | | |
| 2010 | 188 | 2012 | 72 | | |
| 2009 | 155 | 2009 | 77 | | |
| 2012 | 146 | 2013 | 77 | | |
| | | 2008 | 80 | | |
| | | | | | |
| | | | | | |
| *Agassiz Valley Coop but Barnesville athlete | | | | | |

Team Records Game

| Most Total Yards in a Game | | | Most Yards Rushing in a Game | | |
|------------------------------------------|-------------------|-----|---------------------------------|----------------------|-----|
| 2016 | vs Frazee | 567 | 2016 | vs Frazee | 580 |
| 2011 | vs USA | 551 | 2012 | vs USA | 536 |
| 2015 | vs Warroad | 549 | 2013 | vs USA | 484 |
| 2012 | vs WDC | 540 | 2011 | vs USA | 464 |
| 2013 | vs USA | 536 | 2010 | vs Goodhue | 460 |
| 2010 | vs Goodhue | 527 | 2015 | vs Warroad | 458 |
| 1959 | vs Perham | 522 | Fewest Yards Given Up in a Game | | |
| Most Yards Passing in a Game | | | 1964 | vs Glyndon | -26 |
| 1996 | vs DGF | 255 | 2009 | vs Walker | -21 |
| 1986 | vs Frazee | 241 | 2009 | vs PRB | 21 |
| 1986 | vs EGF | 231 | 2013 | vs WDC | 27 |
| 2012 | vs UNC | 228 | 2011 | vs USA | 30 |
| 1959 | vs Perham | 226 | 2015 | vs Pelican Rapids | 34 |
| 2014 | vs Warroad | 193 | 2012 | vs KMS | 35 |
| Most Points Scored in a Game | | | 1967 | vs Hawley | 40 |
| 2009 | vs Blackduck | 74 | Fewest First Downs Given up | | |
| 2013 | vs WDC | 70 | 2009 | vs Blackduck | 1 |
| 2011 | vs UNC | 69 | 2009 | vs Walker | 1 |
| 2013 | vs UNC | 68 | 2009 | vs Pine River-Backus | 2 |
| 2011 | vs LPGE | 63 | 2012 | vs LPGE | 2 |
| 2009 | vs Walker | 62 | 2013 | vs WDC | 2 |
| 2015 | vs Pelican Rapids | 62 | 2008 | vs Blackduck | 3 |
| Fewest Opponents Yards Rushing in a Game | | | 2008 | vs Walker | 3 |
| 1984 | vs Glyndon | -26 | 2008 | vs Walker | 3 |
| 2009 | vs Walker | -21 | 2005 | vs Walker | 3 |
| 2008 | vs PRB | -20 | Most First Downs in Game | | |
| 2013 | vs WDC | 2 | 2016 | vs Warroad | 24 |
| 1967 | vs Hawley | 7 | 2010 | vs Browerville | 23 |
| 2005 | vs Walker | 8 | 2015 | vs Warroad | 23 |
| 2009 | vs PRB | 23 | 2008 | vs Walker | 22 |
| 1969 | vs Elbow Lake | 24 | 2016 | vs UNC | 21 |
| Team Interceptions in a Game | | | 2014 | vs Crookston | 21 |
| 2016 | vs UNC | 5 | 2016 | vs Hawley | 20 |
| 2008 | vs Blackduck | 4 | 2016 | vs Frazee | 20 |
| 1972 | vs Perham | 4 | 2008 | vs Frazee | 20 |
| 1971 | vs Perham | 4 | Team Blocked Punts in a Game | | |
| 2013 | vs NYM | 3 | 1969 | vs Glyndon Felton | 4 |
| 2013 | vs WCA | 3 | | | |
| 2013 | vs Warroad | 3 | | | |
| | | | | | |

| BARNESVILLE HIGH SCHOOL FOOTBALL | | | | | | | | |
|-------------------------------------|-----|------|------|-----------------|---------------------------------------------------------------|--|--|--|
| | Win | Loss | Ties | Coach | | | | |
| 2016 | 11 | 1 | | Bryan Strand | district champs, section 8AA champs, state semi-finals AA | | | |
| 2015 | 7 | 4 | | Bryan Strand | Section runner up 8AA | | | |
| 2014 | 6 | 4 | | Bryan Strand | | | | |
| 2013 | 10 | 1 | | Bryan Strand | Conference Champs, section 8AA runner ups | | | |
| 2012 | 10 | 1 | | Bryan Strand | Conference Champs, Section 8AA Runner ups | | | |
| 2011 | 9 | 1 | | Bryan Strand | Conference Champs | | | |
| 2010 | 13 | 1 | | Bryan Strand | State Class A Runner Ups/Conf Champs Section 6A Champs | | | |
| 2009 | 11 | 1 | | Bryan Strand | State Class A Participant/conference champs Section 6A Champs | | | |
| 2008 | 7 | 3 | | Bryan Strand | | | | |
| 2007 | 7 | 3 | | Bryan Strand | | | | |
| 2006 | 2 | 7 | | Bryan Strand | | | | |
| 2005 | 1 | 8 | | Bryan Strand | | | | |
| 2004 | 0 | 9 | | Stacy Martz | | | | |
| 2003 | 4 | 5 | | Stacy Martz | | | | |
| 2002 | 3 | 6 | | Stacy Martz | | | | |
| 2001 | 1 | 8 | | Stacy Martz | | | | |
| 2000 | 2 | 7 | | Al Krueger | **1991-2008 Agasiz Valley Football | | | |
| 1999 | 3 | 6 | | Al Krueger | Barnesville and Rothsay | | | |
| 1998 | 4 | 6 | | Al Krueger | | | | |
| 1997 | 4 | 5 | | Al Krueger | | | | |
| 1996 | 4 | 5 | | Craig Samuelson | | | | |
| 1995 | 6 | 4 | | Craig Samuelson | | | | |
| 1994 | 7 | 3 | | Craig Samuelson | | | | |
| 1993 | 7 | 4 | | Craig Samuelson | | | | |
| 1992 | 5 | 4 | | Craig Samuelson | | | | |
| 1991 | 7 | 3 | | Craig Samuelson | | | | |
| 1990 | 1 | 7 | | Todd Halverson | | | | |
| 1989 | 1 | 7 | | Todd Halverson | | | | |
| 1988 | 2 | 6 | | Larry Anderson | | | | |
| 1987 | 3 | 5 | | Larry Anderson | | | | |
| 1986 | 1 | 7 | | Larry Anderson | | | | |
| 1985 | 2 | 7 | | Larry Anderson | | | | |
| 1984 | 5 | 5 | | Larry Anderson | | | | |
| 1983 | 5 | 4 | | Larry Anderson | | | | |
| 1982 | 5 | 3 | | Larry Anderson | | | | |
| 1981 | 7 | 2 | | Larry Anderson | | | | |
| 1980 | 5 | 4 | | Larry Anderson | Conference Champs | | | |
| 1979 | 5 | 4 | | Larry Anderson | | | | |
| 1978 | 11 | 1 | | Larry Anderson | State Class B Runner Ups/Conf Champs | | | |
| 1977 | 5 | 4 | | Larry Anderson | | | | |
| 1976 | 8 | 2 | | Dennis Hale | | | | |
| 1975 | 7 | 3 | | Dennis Hale | Conference Champs | | | |
| 1974 | 7 | 2 | | Dennis Hale | Conference Champs-tied | | | |
| 1973 | 2 | 7 | | Dennis Hale | | | | |
| 1972 | 6 | 2 | 1 | Gary Vorachek | | | | |
| 1971 | 4 | 4 | 1 | Gary Vorachek | | | | |
| 1970 | 5 | 3 | 1 | Gary Vorachek | | | | |
| 1969 | 2 | 6 | 1 | Gary Vorachek | | | | |
| 1968 | 4 | 5 | | Gary Vorachek | | | | |
| 1967 | 2 | 7 | | Gary Vorachek | | | | |
| 1966 | 1 | 6 | 1 | George Nelson | | | | |
| 1965 | 3 | 3 | 2 | Don Kerlin | | | | |
| 1964 | 4 | 4 | | Don Kerlin | | | | |

| | | | | | | | |
|------|-----|-----|----|----------------|----------------------------------|-----------|--|
| 1963 | 3 | 5 | | Don Kerlin | | | |
| 1962 | 6 | 2 | | Don Kerlin | 3 way tie for HOL title | | |
| 1961 | 8 | 0 | | Don Kerlin | HOL Champs | | |
| 1960 | 4 | 4 | | Don Kerlin | | | |
| 1959 | 5 | 0 | 3 | Don Kerlin | | | |
| 1958 | 4 | 4 | | Don Kerlin | | | |
| 1957 | 2 | 6 | | Don Kerlin | | | |
| 1956 | 7 | 0 | 1 | Bill Anderson | share of conference championship | | |
| 1955 | 3 | 4 | 1 | Bill Anderson | | | |
| 1954 | 1 | 7 | | Bill Anderson | | | |
| 1953 | 2 | 6 | | Bill Anderson | | | |
| 1952 | 3 | 2 | 2 | Don Bredell | | | |
| 1951 | 7 | 0 | 1 | Don Bredell | HOL champs | | |
| 1950 | 5 | 2 | 1 | Don Bredell | | | |
| 1949 | 3 | 5 | | Don Bredell | | | |
| 1948 | 1 | 6 | | Martin Soliah | | | |
| 1947 | 2 | 5 | 1 | Martin Soliah | | | |
| 1946 | | | | Martin Soliah | | | |
| 1945 | | | | Otto Beseman | *6 games | | |
| 1944 | | | | Otto Beseman | | | |
| 1943 | | | | Birger Johnson | | | |
| 1942 | 1 | 5 | | Ted Meinhover | | | |
| 1941 | 5 | 1 | 1 | Fritz Grewing | | | |
| 1940 | 3 | 2 | 2 | Fritz Grewing | | | |
| 1939 | 3 | 3 | 1 | Leo Stenback | | | |
| 1938 | | | | Leo Stenback | | | |
| 1937 | | | | Leo Stenback | | | |
| 1936 | | | | | | | |
| 1935 | | | | | | | |
| 1934 | | | | | | | |
| 1933 | | | | | | | |
| 1932 | | | | | | | |
| | | | | | | | |
| | | | | | | | |
| | | | | | | | |
| | | | | | | | |
| | | | | | | | |
| | | | | | Total Games | Winning % | |
| | 342 | 299 | 21 | | 662 | 51.66% | |

| Head Coach | Years | Games Coached | Wins | Losses | Ties | Winning % |
|-----------------|-----------|---------------|------|--------|------|-----------|
| Bryan Strand | 2005- | 129 | 94 | 35 | - | 72.87% |
| Stacy Martz | 2001-2004 | 36 | 8 | 28 | | 22.22% |
| Al Krueger | 1997-2000 | 37 | 13 | 24 | | 35.14% |
| Craig Samuelson | 1991-1996 | 59 | 36 | 23 | | 61.02% |
| Todd Halverson | 1989-1990 | 16 | 2 | 14 | | 12.50% |
| Larry Anderson | 1977-1988 | 108 | 56 | 52 | | 51.85% |
| Dennis Hale | 1973-1976 | 38 | 24 | 14 | | 63.16% |
| Gary Vorachek | 1967-1972 | 54 | 23 | 27 | 4 | 42.59% |
| George Nelson | 1966 | 8 | 1 | 6 | 1 | 12.50% |
| Don Kerlin | 1957-1965 | 70 | 39 | 28 | 3 | 55.71% |
| Bill Anderson | 1953-1956 | 32 | 13 | 17 | 2 | 40.63% |
| Don Bredell | 1949-1952 | 31 | 18 | 9 | 4 | 58.06% |
| Martin Soliah | 1947-1948 | | | | | |
| Otto Besemen | 1944-1945 | | | | | |
| Birger Johnson | 1943 | | | | | |
| Ted Meinhover | 1942 | 6 | 1 | 5 | | 16.67% |
| Fritz Grewing | 1940-1941 | 14 | 8 | 3 | 3 | 57.14% |
| Leo Stenback | | | | | | |
| | | | | | | |
| | | | | | | |
| | | | | | | |
| | | | | | | |
| | | 638 | 336 | 285 | | |
| | | | | | | |